

Funded by the European Union



Implemented by



# Mapping ENI SPCs migrants in the Euro-Mediterranean region: An inventory of statistical sources

**International Centre for Migration Policy Development (ICMPD)**

**Gonzagagasse 1**

**1010 Vienna, Austria**

**ICMPD Regional Coordination Office for the Mediterranean**

**Development House 4A, St Ann Street**

**FRN9010 Floriana**

**Malta**

[www.icmpd.org](http://www.icmpd.org)

**Written by: Françoise de Bel-Air**

**ICMPD Team: Alexis McLean**

**Suggested Citation: ICMPD (2020), *Mapping ENI SPCs migrants in the Euro-Mediterranean region: An inventory of statistical sources*, Vienna: ICMPD.**

*This publication was produced in the framework of the EUROMED Migration IV (EMM4) programme. EMM4 is an EU-funded initiative implemented by the International Centre for Migration Policy Development (ICMPD).*

[www.icmpd.org/emm4](http://www.icmpd.org/emm4)

The present study includes active links to sources and references that are accessible online. Readers are strongly encouraged to consult the study's soft version to access all links made available.

© European Union, 2020

The information and views set out in this study are those of the author(s) and do not necessarily reflect the official opinion of the European Union. Neither the European Union institutions and bodies nor any person acting on their behalf may be held responsible for the use which may be made of the information contained therein.

Design: Pietro Bruni - [bruni@toshi.it](mailto:bruni@toshi.it)

# Contents

Introduction .....	7
<b>Part 1. Expatriates from ENI-SPCs in the Euro-Mediterranean region: numbers, characteristics and implications for connecting with emigrants. ....</b>	<b>9</b>
1. Distribution and characteristics of ENI-SPCs abroad.....	9
Migrants from SPCs worldwide: where do they migrate? .....	9
Flows of immigration from SPCs to Europe .....	10
Sociodemographic profile of SPCs migrants in Europe.....	12
2. Challenges and opportunities of existing statistics to map Arab migrants abroad: Implications for origin countries' outreach to their expatriates .....	21
a. The definition of an expatriate, or migrant.....	21
b. Sending vs. receiving countries' statistics.....	22
c. Definition of citizenship.....	22
d. Possible pitfalls of key data resources on migrants abroad: a synthesis .....	23
<b>Part 2. Expatriates from ENI-SPCs in the Euro-Mediterranean region: Institutions and statistical sources on emigration and return migration .....</b>	<b>25</b>
1. International Sources.....	25
a. STOCK DATA: Numbers of emigrants from ENI-SPCs abroad .....	25
b. STOCK and FLOW data: stocks of ENI-SPC expatriates and their inflows to destination countries..	27
2. Think tanks and academic sources.....	31
3. Domestic Sources in ENI-SPCs .....	36
ALGERIA.....	37
STOCK data:.....	37
Algerian emigrants abroad and stocks of returnees in Algeria.....	37
FLOW data: .....	37
Outflows and inflows of Algerian nationals.....	37
STOCK data:.....	38
Foreign immigrants in Algeria.....	38
FLOW data: .....	39
Inflows and outflows of foreign nationals to and from Algeria .....	39
EGYPT.....	40
STOCK data:.....	40
Egyptian emigrants abroad and stocks of returnees in Egypt .....	40
FLOW data: .....	41
Outflows and inflows of Egyptian nationals.....	42
STOCK data:.....	42
Foreign immigrants in Egypt.....	42
FLOW data: .....	43
Inflows and outflows of foreign nationals to and from Egypt .....	43
JORDAN .....	44
STOCK data:.....	44
Jordanian emigrants abroad and stocks of returnees in Jordan .....	44
FLOW data: Outflows and inflows of Jordanian nationals across Jordan's borders .....	46
STOCK data:.....	47
Foreign immigrants in Jordan.....	47
FLOW data: Inflows and outflows of foreign nationals to and from Jordan .....	49
LEBANON .....	50
STOCK data: Lebanese emigrants abroad and stocks of returnees in Lebanon .....	50
FLOW data: .....	51
Outflows and inflows of Lebanese nationals across Lebanon's borders .....	51
STOCK data: .....	52
Foreign immigrants in Lebanon .....	52
FLOW data: .....	53
inflows and outflows of foreign nationals to and from Lebanon .....	53
MOROCCO .....	50
STOCK data:.....	54
Moroccan emigrants abroad and stocks of returnees in Morocco.....	54
FLOW data: .....	56
Outflows and inflows of Moroccan nationals .....	56

	<i>STOCK data:</i> .....	57
	<i>Foreign immigrants in Morocco</i> .....	57
	<i>FLOW data:</i> .....	57
	<i>Inflows and outflows of foreign nationals to and from Morocco</i> .....	57
	PALESTINE.....	59
	<i>STOCK data:</i> .....	59
	<i>Palestinian emigrants abroad and stocks of returnees to Palestine</i> .....	59
	<i>FLOW data:</i> .....	62
	<i>Outflows and inflows of Palestinians</i> .....	62
	<i>STOCK data:</i> .....	62
	<i>Foreign immigrants in Palestine</i> .....	62
	<i>FLOW data:</i> .....	63
	<i>Inflows and outflows of foreign nationals to and from Palestine</i> .....	63
	TUNISIA .....	64
	<i>STOCK data:</i> .....	64
	<i>Tunisian emigrants abroad and Tunisian returnees</i> .....	64
	<i>FLOW data:</i> .....	65
	<i>Outflows and inflows of Tunisian nationals</i> .....	67
	<i>STOCK data:</i> .....	67
	<i>Foreign immigrants in Tunisia</i> .....	67
	<i>FLOW data: Outflows and inflows of foreign nationals to and from Tunisia</i> .....	67
4.	Domestic Sources in EU main receiving countries.....	70
	BELGIUM.....	70
	<i>STOCK data:</i> .....	70
	<i>Immigrants from the 8 SPCs in Belgium</i> .....	70
	<i>FLOW data:</i> .....	73
	<i>Inflows and outflows of nationals from the 8 SPCs to and from Belgium</i> .....	73
	FRANCE .....	75
	<i>STOCK data:</i> .....	75
	<i>Immigrants from the 8 SPCs in France</i> .....	80
	<i>FLOW data:</i> .....	80
	<i>Inflows and outflows of nationals from the 8 SPCs to and from France</i> .....	84
	<i>STOCK data:</i> .....	84
	<i>Immigrants from the 8 SPCs in Germany</i> .....	84
	<i>FLOW data:</i> .....	87
	<i>Inflows and outflows of nationals from the 8 SPCs to and from Germany</i> .....	87
	ITALY .....	89
	<i>STOCK data:</i> .....	89
	<i>Immigrants from the 8 SPCs in Italy</i> .....	92
	<i>FLOW data:</i> .....	92
	<i>Inflows and outflows of nationals from the 8 SPCs to and from Italy</i> .....	92
	THE NETHERLANDS .....	93
	<i>STOCK data:</i> .....	93
	<i>Immigrants from the 8 SPCs in Spain</i> .....	93
	<i>FLOW data:</i> .....	95
	<i>Inflows and outflows of nationals from the 8 SPCs to and from Italy</i> .....	95
	SPAIN.....	98
	<i>STOCK data:</i> .....	98
	<i>Immigrants from the 8 SPCs in Spain</i> .....	98
	<i>FLOW data:</i> .....	100
	<i>Inflows and outflows of nationals from the 8 SPCs to and from Spain</i> .....	100
	SWEDEN.....	102
	<i>STOCK data:</i> .....	102
	<i>Immigrants from the 8 SPCs in Sweden</i> .....	102
	<i>FLOW data:</i> .....	
	<i>Inflows and outflows of nationals from the 8 SPCs to and from Sweden</i> .....	103
	Conclusion .....	106
	Bibliographical references .....	109
	Appendix: List of online references .....	113

# List of figures and tables

## Figures:

Figure 1:	The evolution of migrant inflows from 7 SPCs to France, Italy, Spain, Belgium, the Netherlands, Germany and Sweden (2010-2016) .....	11
Figure 2:	Evolution of migration inflows from Morocco, Algeria, Tunisia, Libya, Egypt, Jordan and Lebanon to selected EU countries (2010-2016) .....	12
Figures 3 and 4:	Percentage distribution of Tunisian and Lebanese migrants by age group (selected OECD countries, 2011) .....	13
Figures 5 and 6:	Percentage of highly-educated Tunisian and Lebanese migrants in age group 25-34 years, by main destination countries (2011) .....	14

## Tables:

Table 1:	Data resources on SPCs migrants abroad in destination area .....	16-19
Table 2:	Estimates of first-generation emigrants from 8 ENI-SPCs, by major destination area and selected countries of residence (c. 2016) .....	20
Table 3:	Possible pitfalls of key data resources on SPCs migrants abroad: a synthesis .....	24
Table 4:	A selection of the most accessible and frequently used sources of statistical data on migration from / to ENI-SPCs: .....	34 -35
Table 5:	Online availability of key data on migrants from and to SPCs during the years 2010 (Domestic sources, as of 15 September 2019). .....	69
Table 6:	Online availability of key data on migrants from the 8 SPCs in EU-MS during the years 2010 .....	105



# Introduction

International migration is a key policy concern for Euro-Mediterranean cooperation.<sup>1</sup> Migration and development, especially, is one of the four priority areas of the Global Approach to Migration and Mobility (GAMM), the overarching framework for the EU external migration policy adopted in 2005 and renewed in 2011.<sup>2</sup> The Mobility Partnerships (MP), bilateral cooperation frameworks under the GAMM have been put in place to enable deeper and tailor-made policy dialogues and operational cooperation on all GAMM areas with partner countries. So far, three MPs have been signed between EU MS and Morocco (2013), as well as Tunisia and Jordan (2014). Migration, its causes and outcomes are also discussed among other “Partnership priorities” between EU MS and Algeria, Egypt, Lebanon and Palestine, in the framework of the European Neighbourhood Policy.

The Communication ‘Maximising the Development Impact of Migration’ of 21 May 2013 identified proposals on how the EU can adopt a more comprehensive approach in this area, under both the GAMM and the EU’s development policy, the Agenda for Change. It proposed a broadened approach, which gives greater attention to South-South flows, effective integration of migration into national development and poverty reduction plans, as well as migrants’ protection. It also recommended that all policy dialogues on migration and development should be inclusive and involve migrants, among other non-State actors.<sup>3</sup>

Reaching out to migrants abroad, engage them in their origin country’s development process and protecting them from forced labour and abuses abroad, however, implies that the geographic distribution, numbers, and socio-economic, political, educational, and other characteristics of expatriates are perfectly known to their origin countries’ development authorities. It also presupposes that migratory out- and return flows, re-emigration, circular movements between the origin and other countries, as well as international mobility between foreign host states are well monitored. For example, the Global Compact for Safe, Orderly and Regular Migration (GCM) endorsed by the UN General Assembly in December 2018 sets as objective number one to “collect and utilize accurate and disaggregated data as a basis for evidence-based policies.”<sup>4</sup> Of the 17 Sustainable Development Goals (SDGs) of the UN 2030 Agenda for Sustainable Development adopted in September 2015, seven specifically emphasize the importance of migration, also a cross-cutting issue relevant to all 17 goals. While Target 10.7 recommends to “Facilitate orderly, safe, regular and responsible migration and mobility of people,

---

1 See MedStat IV Programme: <https://medstat4.expertisefrance.fr/wordpress/index.php/2017/11/17/producing-more-relevant-statistics-for-migration/>  
2 <https://eur-lex.europa.eu/legal-content/EN/TXT/PDF/?uri=CELEX:52011DC0743&from=EN>.  
3 [https://ec.europa.eu/europeaid/sites/devco/files/communication-maximising-the-development-impact-of-migration\\_en\\_11.pdf](https://ec.europa.eu/europeaid/sites/devco/files/communication-maximising-the-development-impact-of-migration_en_11.pdf).  
4 *Global Compact for Safe, Orderly and Regular Migration*, Final Draft 11 July 2018, p. 5 ([https://refugeesmigrants.un.org/sites/default/files/180711\\_final\\_draft\\_0.pdf](https://refugeesmigrants.un.org/sites/default/files/180711_final_draft_0.pdf)).

including through the implementation of planned and well-managed migration policies”,<sup>5</sup> the data issue is especially highlighted target 17:8:

*“increase significantly the availability of high-quality, timely and reliable data disaggregated by income, gender, age, race, ethnicity, migratory status, disability, geographic location and other characteristics relevant in national contexts”.*<sup>6</sup>

Most South and East-Mediterranean Arab states are migrant-sending countries. Some of these countries set up functional statistical apparatuses. However, several factors hamper an adequate and regularly updated mapping of expatriates abroad, relying on strong and consistent data. Among these factors are the difficulty and lack of knowledge on resources available on emigrants in their destination countries.

Against this backdrop, and to advance and promote the informed use of existing migration statistics by stakeholders in Arab sending countries, the project seeks to produce a mapping, or informative inventory of statistical sources available, especially in migrants’ destination areas. The study focuses on movement between eight South Partner Countries (thereafter SPCs): Morocco, Algeria, Tunisia, Libya, Egypt, Palestine, Jordan and Lebanon, and seven EU Member States (Ms): major receiving countries (France, Spain, Italy), as well as a selection of less prominent ones (Germany, Belgium, the Netherlands and Sweden). South-South movements between selected SPCs (from Egypt to Jordan, for example) will be also tackled.

The mapping’s aim is the following: provide a general overview of existing sources, in order to instruct practitioners and government stakeholders in sending states, on where to collect statistical data for mapping locations, movement trends and characteristics of Arab expatriate communities, with a particular focus on collecting sociodemographic information. The informed inventory may also be used to assess and compare given countries’ outreach practices. It may also form the basis for more concrete, national studies in the future.

Part One presents some general information on the sources and resources available to map emigrants, as well as some data on expatriates from the eight SPCs. These illustrate the major challenges inherent to counting and mapping expatriates abroad. Part Two lists the resources available in key locations and data-processing institutions, classified as follows: 1. International sources; 2. Think tanks and academic sources; 3. Domestic sources (in the sending states) and 4. National sources (in the receiving states).

A description of the data available in each dataset, as well as a basic, qualitative assessment of the sources and their limitations, will support data and information collection on Arab expatriates abroad.

---

5 <https://www.un.org/sustainabledevelopment/inequality/>.

6 See [http://www.migration4development.org/sites/default/files/en\\_sdg\\_web.pdf](http://www.migration4development.org/sites/default/files/en_sdg_web.pdf).



## **PART 1.** Expatriates from ENI-SPCs in the Euro-Mediterranean region: numbers, characteristics and implications for connecting with emigrants.

Compiling and analysing statistics on expatriates, especially from receiving countries, is a first step towards connecting with emigrants. Statistical data of various types and sources allows a glimpse on the volume (stocks), movements (flows) and sociodemographic characteristics of expatriates abroad. However, the characteristics of migrants and the patterns of their migration from the eight SPCs, as well as the specificities of available migration data, reveal several challenges faced by origin countries' authorities when trying to map their expatriates abroad. Using statistics available in destination countries for the period 2015-2017, the section first provides some statistical estimates of the distribution of Arab migrants abroad by major region of destination and their major socio-economic characteristics. Second, the section draws on these data to highlight methodological points of interest related to migration statistics.

### 1. Distribution and characteristics of ENI-SPCs abroad

Relying on some datasets providing data on emigrants' stocks and flows, enumerated in Table 1, the section presents the distribution of total stocks of migrants from the eight SPCs in their various destinations worldwide, whenever possible. The aim is to broadly assess their share within the Southern Mediterranean region, as well as in the seven EU Member States of interest in this report. The section then briefly examines the recent movements (inflows) from the eight SPCs to the seven EU-MS and gives some insights into migrants' sociodemographic profile.

#### ***Migrants from SPCs worldwide: where do they migrate?***

As Table 2 underlines, citizens of the eight SPCs display diverse migration destinations. When the vast majority of North African migrants, including Algerians,<sup>7</sup> are recorded in the EU, most Egyptians and Jordanians are found in other Middle Eastern Arab states, respectively, 86 and 83%. It is also the case for Palestinians.<sup>8</sup> Only Lebanese migrants are distributed everywhere in the world (22% in the EU, 45% in Arab countries, 25% in North America (Canada and the US) and 16% in other regions, including West Africa and South and Latin America.

France is the major destination for migrants from the Maghreb in the EU. It hosts from 31% of Moroccans to 82% of Algerians in Europe. Spain is indeed the second major outlet for Moroccans (29% of these migrants in Europe), as is Italy for 23% of Tunisians in the EU. Italy is also the first receiving country in the EU for Egyptians

---

<sup>7</sup> The absence of data on Algerians in the Gulf States prevented us to estimate their total numbers abroad and in the Arab region. However, this suggests that only a few of Algerian migrants are in the region, as is the case with Moroccan nationals.

<sup>8</sup> Lack of data on Palestinians in Saudi Arabia, the major migrant-receiving country in the Gulf region, prevented us to estimate their total numbers abroad and in the Arab region. Moreover, the definition of a Palestinian migrant differs between receiving countries, as will be shown in the following section, which makes it all the more difficult to come up with estimates of these migrants (*stricto-sensu*) abroad.

and Libyans (42%). From the Middle East, Germany is the prime destination for Lebanese and Jordanian (34 and 38% of these nationals in the EU, respectively), while Palestinians in Europe are mostly found in Sweden (34%).

In the Arab region, the Gulf States attract the bulk of migrants from the Middle Eastern SPCs: 90% of Jordanian migrants in the region, and 70% of Egyptians. The six GCC countries host around 60% of the 4.4 million Egyptian migrants worldwide. Another 636,270 also reside and work in Jordan, where they make up the second largest immigrant population after the Syrians. Yet, some of them may be residing irregularly, and therefore, be missed in Jordanian statistics. Estimates of Egyptian migrants in Libya, which hosted up to 2 million of these nationals before the revolution of 2011, are also hard to gather,<sup>9</sup> due to the deepening of the conflict in 2014 which forced many foreign labourers out. The pendular nature of migration to Libya from neighbouring countries,<sup>10</sup> Egypt and Tunisia, added to the prevalence of irregularity among foreign migrants, especially the low-skilled ones, is also an obstacle in capturing estimates on the changing numbers of these migrants in Libya. Similarly, no reliable figure of Libyan migrants in Tunisia can be gathered. The figure quoted in Table 2 (9,302 Libyans residing in Tunisia), taken from the Tunisian census of 2014, only records those who hold legal residency documents and consider themselves settled. Other estimates vary between 100,000 and one and half million Libyans in Tunisia, due to the change of regime and the conflict ongoing since 2011.<sup>11</sup> More generally, besides the effect of uncontrolled movements due to conflicts and that of the prevalence of undocumented migration within the region, statistics on foreign migration are scarce in the eight countries of interest. Population censuses held in 2014 in Morocco and Tunisia, as well as the 2015 census in Jordan, only provide global figures pertaining to the most sizeable immigrant communities. Migration data from Egypt's 2016 census were not published, as of June 2019. Palestine, Lebanon, Algeria, Libya supply no or only partial data on foreign immigrants.<sup>12</sup> As also indicated in Table 2, the definition of the "migrant" is based on citizenship, not on place of birth. This has implications for mapping migrants abroad, as will be explained in the second section of Part I.

The section highlighted the relative polarisation of migration destinations for each sending country, except for Lebanese. However, the section also alerted on the questionable quality of data regarding intra-regional movements, or lack of data, due to the state of political instability in the Southern Mediterranean region and ensuing rapid shifts in "traditional" migration patterns.

We now concentrate on inflows and characteristics of migrants from the eight SPCs to Europe only, and especially, to the seven EU countries focussed upon in this report. We then raise some methodological issues, emerging from the results of our statistical analysis.

## ***Flows of immigration from SPCs to Europe***

The size of inflows<sup>13</sup> from each of the 8 SPCs to the 7 EU countries varies greatly, according to the size of the sending country and according to the attractiveness of each destination country for each national group. Moroccans, for instance, make up the largest stock of migrants to the EU among the eight country. The EU being their prime destination, inflows of Moroccans during the year 2016 amounted to 80,000 immigrants, followed by Algerians with 32,134 entries. At the other end of the spectrum, Jordanian new immigrants only numbered 2,471 that year.<sup>14</sup> However, the evolution of flows (Figure 1)<sup>15</sup> points to a relative stability of inflows from the eight SPCs

---

9 We propose the estimate of 300,000, quoted from an Egyptian migration specialist (<https://www.al-monitor.com/pulse/originals/2019/03/egypt-libya-agreement-border-work-illegal-smuggling.html>).

10 Transborder mobility, nonetheless, does not fall under the definition of "migration", which implies a duration of stay of one year and more in the destination country (see *supra*, section 2).

11 <https://irmc.hypotheses.org/1993>.

12 Lebanon, for instance, did not conduct any population census since 1932. Only a small set of data (administrative records of labour permit holders) are available. It only records foreign workers, who are distributed by citizenship. Algeria publishes no statistics on the topic.

13 Statistics on migration flows do not include tourists. Statistics on inflows used here are taken from the OECD International Migration Database. Estimates are generally based either on population registers or residence permit data. We did not use here net migration flows (inflows-outflows), since outflows are usually much less well recorded and sometimes not disseminated at all in published statistics.

14 Last year available in OECD statistics as of June 2019.

15 No data available for Palestine.

to the seven EU-MS over the 2010s: only Moroccans experienced a decrease in the volume of entries between 2010 and 2016. Inflows of Lebanese and Jordanians, on the contrary, witnessed a steady increase, especially after 2015 (+83% and +61%, respectively). The volume of inflows from Libya shot up after 2011, to reach a peak of 5,360 entries of migrants in 2013.

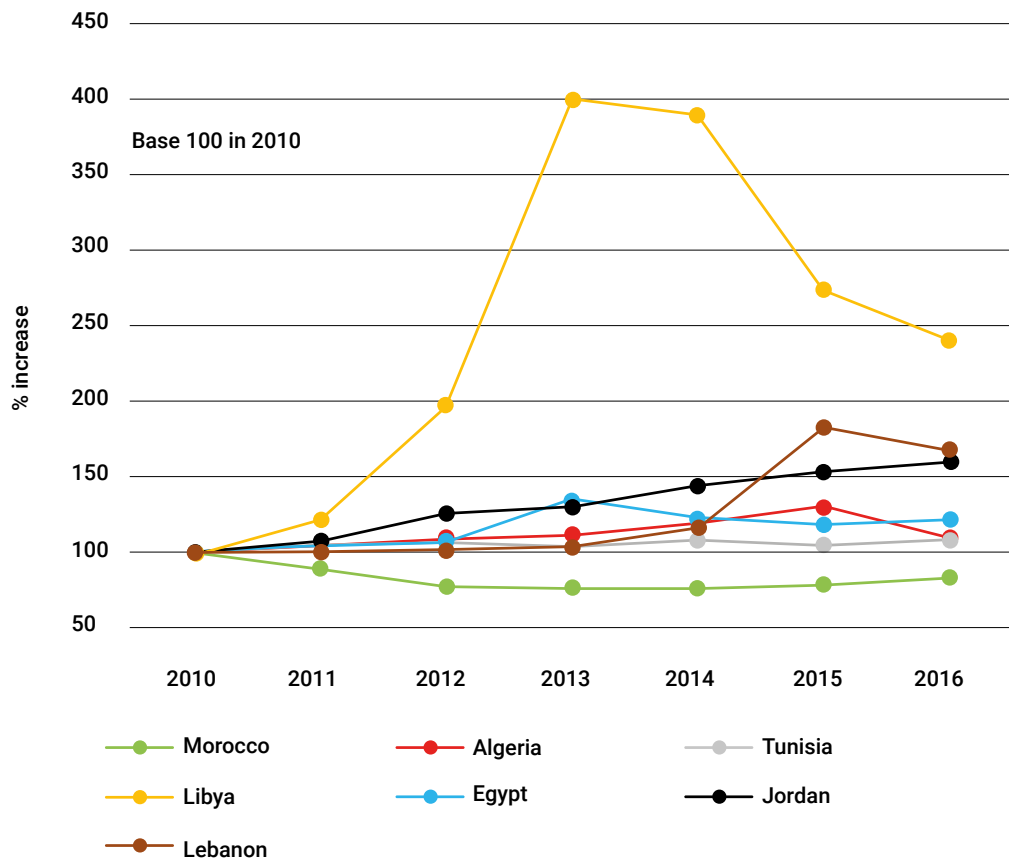


Figure 1: The evolution of migrant inflows from 7 SPCs to France, Italy, Spain, Belgium, the Netherlands, Germany and Sweden (2010-2016)

Source: International Migration Database, OECD.

(no data available for Palestine).

Additionally, while France remains the largest recipient of migrants from the seven SPCs, with 52,755 entries from these countries in 2016, followed by Germany (36,624 entries) and Spain (35,940 entries in 2016), the evolution of data (Figure 2) pinpoints the expansion of Germany's attractiveness to Southern Mediterranean migrants over the decade. And this, before the onset of the migration "crisis" of 2015. By contrast, the attractiveness of Italy and Belgium to these nationals decreased significantly. Germany became in 2016 the first destination for Egyptian migrants (6,724 entries, compared to 6,631 entries to Italy, their former main country of immigration in Europe (2010: 2057 entries of Egyptian migrants to Germany and 9,345 in Italy). The number of entries of Libyans, Jordanians and Lebanese to Germany doubled during the six years; the country also became the second favoured destination for Tunisians with 5,540 entries in 2016, overtaking Italy since 2014. This points to the necessity, for sending countries' authorities willing to reach out to their citizens abroad, to monitor expatriates' movements in real time and be aware of possible shifts from "traditional" destinations. Indeed, receiving countries' policies play a major role in defining migration patterns. This is also underlined in the diversity of migrants' socioeconomic profile by destination, which is examined now.

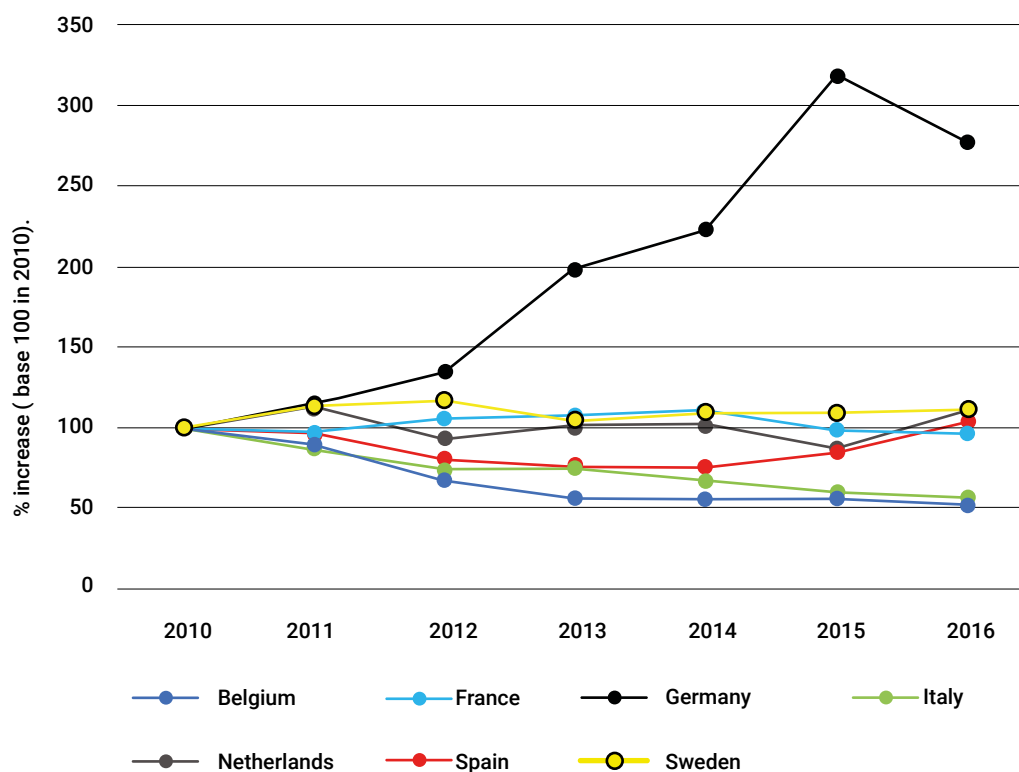


Figure 2: Evolution of migration inflows from Morocco, Algeria, Tunisia, Libya, Egypt, Jordan and Lebanon to selected EU countries (2010-2016)

Source: International Migration Database, OECD.

(no data available for Palestine).

## Sociodemographic profile of SPCs migrants in Europe

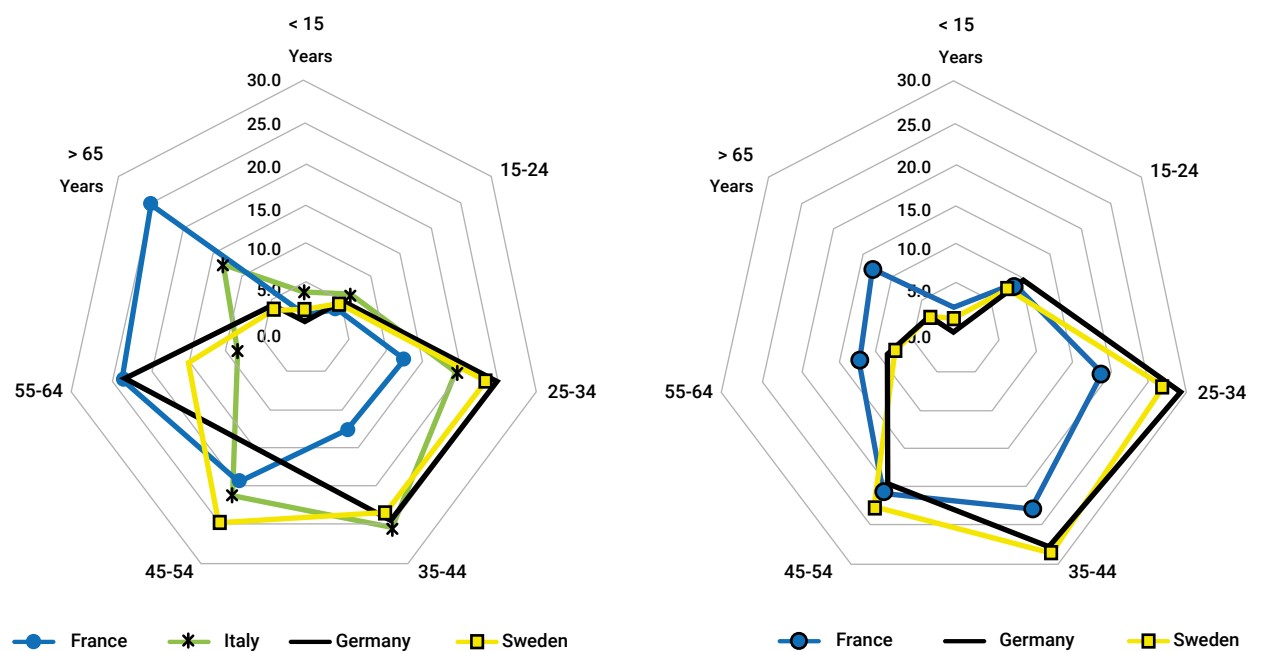
The example of Tunisia and Lebanon, among the seven OECD countries focussed upon in this report<sup>16</sup> illustrates the role of receiving countries' conditions in defining migration patterns from non-EU SPCs.

In the OECD region, in the early 2010s,<sup>17</sup> most migrants from Tunisia were males (57% of all migrants); and 77% are in working age groups (15 to 65 years); 32% are between 25 and 44 years old, the most active age group. However, these aggregated figures conceal Tunisian migrants' diverse demographic and socio-economic profiles by country of destination.

As indicated in Figure 3 (page 13), child migrants (aged below 15) are rare in Tunisians' four main countries of emigration in Europe (Germany, Belgium, Italy and France), as well as in Sweden, which indicates that Tunisian family migration is uncommon in these countries. In general, migrants' age distribution was skewed towards active age groups and males outnumbered females: 61% males in Italy, 66% in Sweden. France stands out as an exception, as it hosts older age groups: almost half (48 percent) of the Tunisian-born are 55 and above, and 25 percent in the age group 65 and above. France has also the most balanced sex ratio: 54 percent of men on average.

16 Tunisia and Lebanon were chosen as examples for technical and scientific reasons. Due to space constraints within the scope of this report, it was impossible to examine the socio-demographic profile of migrants from the eight SPCs individually. While statistics on several of the eight SPCs (Algeria, Libya, Palestine, especially) at the sending and/or the receiving ends are partially or entirely missing, Tunisia and Lebanon can be singled out in most EU receiving countries' statistics, unlike Jordan and Egypt, for instance, which mostly send migrants to regions other than the EU. The two countries also illustrate respectively a South (Maghreb) and East Mediterranean (Mashreq) migratory experience, while Tunisian, like Lebanese migrants, display a diversity of socio-demographic and migratory profiles within the EU.

17 As of June 2019, the results of the processing of the European censuses for the 2015-2016 rounds were not available.



Figures 3 and 4: Percentage distribution of Tunisian (left) and Lebanese (right) migrants by age group (selected OECD countries, 2011)

Source: OECD-DIOC 2010-11

Such a gender and age distribution among Tunisian migrants in Europe (an overrepresentation of males in active age groups) may be explained by their migration patterns: family reunion was the prime pathway to residency in these countries: 45 (France) to 78% of all permit holders in 2017.<sup>18</sup> This indicates that migrants have come as young adults to these countries, most of them through marriage with an EU citizen;<sup>19</sup> prior to family formation and the birth of children in Europe.<sup>20</sup> Besides the many migrants in family reunion schemes, Germany also hosted some Tunisians for humanitarian reasons, while 40 percent of those in Italy (first permit holders) had come for the purpose of working in 2017. In France, almost another half of migrants had come as inactive, for residence only, which explains the relatively higher proportion of elderly among migrants.<sup>21</sup>

As for Lebanese migrants, a slight majority of those in OECD countries as a whole are also males (56%) and 86% are in working age groups (15 to 65 years and 43% in the 25 to 44 age category). Yet, France, again, host older age groups than elsewhere (Figure 4, above): a quarter of the Lebanon-born, there, are 55 and above. Although child migrants (aged below 15) are also rare like for Tunisians, the age structure of Lebanese migrants in France, added to the relatively balanced sex ratio there, is indicative of well-established migrant communities, yet still attractive to new, young and middle-aged professionals, to students as well as, to a lesser extent, to families. In France, the diversity of Lebanese migrants' profiles was reflected in their residency patterns: as of December 2017, 31% of Lebanese residents were holding family-related permits, 23 % education-related residencies; 17% were in "remunerated activities" and 28 % held other types of permits, including some for "residence only".<sup>22</sup> Among newcomers (those granted first permits), students made up 65% of all permit holders. This suggests that tertiary education is the main entryway into France: next comes joining the labour market and founding a family.

Also noteworthy is the predominance of the age group 25-44 among Lebanese nationals in the other subset of countries: this age category makes up 59 % of all these migrants in Germany and 57% in Sweden. The profile of Lebanese migrants in Northern Europe is less diverse than in France: as of December 2017, half of the Lebanese

18 Eurostat data, 31 December 2017. All valid permits (first and renewed) by reason, length of validity and citizenship on 31 December of each year [migr\_resvalid].

19 Eurostat data, 2015, first permits delivered for family-related purposes, detailed results [migr\_resfam].

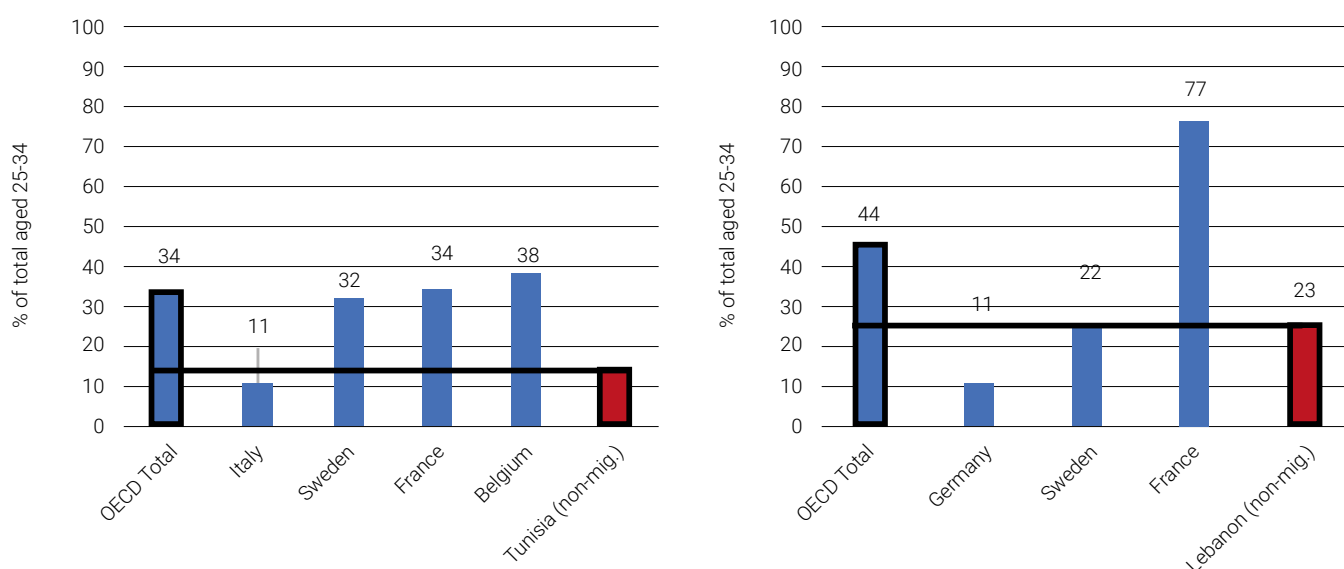
20 Hence having become invisible in statistics on migrants (who are born abroad), as well as in statistics on foreign residents, since most European countries grant citizenship by birth right.

21 Eurostat data, 2017, first permits delivered for "other reasons", detailed results [migr\_resoth].

22 Eurostat data, 31 December 2017: All valid permits by reason, length of validity and citizenship on 31 December of each year [migr\_resvalid].

residents in Germany held a family-related residency permit, while 42% of them held a permit for humanitarian purposes. Those in refugee-like situations and family members made up a sizeable share of Lebanese nationals in Sweden: respectively, 15 and 71% of all permit-holders.<sup>23</sup>

In Tunisia and Lebanon, as elsewhere, migration is a selective process: migrants are twice as educated as non-migrants (Figures 5 and 6). The UK's and Canada's points-based immigration system attracts most of the highly-educated, post-graduate students and young highly-skilled professionals to these countries;<sup>24</sup> the immigration policies and socio-economic setup channels less educated migrants to European countries. Yet, France's emphasis on student migration channels highly-educated migrants from Lebanon, while the three highly-skilled professions categories (the "managers", "professionals" and "technicians and associate professionals")<sup>25</sup> employed 69% of Lebanon-born labourers<sup>26</sup> in France and only 24 % of those residing in Sweden in the early 2010s. Palestinians and migrants from South Lebanon who benefited from organised humanitarian migration channels to Germany and to northern European countries faced obstacles in accessing education and professional insertion into the host states. This explains the low level of education of Lebanese migrants in Northern European countries, and especially in Germany where most young migrants are little educated (11% only, Figure 6). As regards new migrants to these countries, migration networks and migration chains linking expatriate communities abroad with their region or village of origin in Lebanon may have later continued attracting less educated young migrants from these regions, which continue to be lagging behind in terms of socio-economic development.



**Figures 5 and 6:** Percentage of highly-educated Tunisian (left) and Lebanese (right) migrants in age group 25-34 years, by main destination countries (2011)

Source: OECD-DIOC 2010-11.

Tunisian migrants in Italy are even less educated than non-migrants in Tunisia; the development of labour-intensive activities (in construction, agriculture and services), in the 1990s, attracted these low-skilled labourers to Italy. As it happens, 76% of employed Tunisian migrants in Italy were in the three lowest categories of occupations;<sup>27</sup> with almost half (46%) in "elementary occupations" alone. Only 7 % were in managerial or highly-skilled positions in this country (15% in Sweden) in the early 2010s. By contrast, in France, Tunisian migrants can be found in all categories of professions: 39% are in the top three as well as in the three lowest-skilled categories. Those in

23 Eurostat data: All valid permits by reason, length of validity and citizenship on 31 December of each year [migr\_resvalid].  
 24 See De Bel-Air, F. Migration Profiles "Tunisia" and "Lebanon", Migration Policy Center (MPC) Policy Briefs, European University Institute, Issues 2016/08, December 2016 and 2017/12, May 2017.  
 25 ISCO 2008 classification.  
 26 Census 2011.  
 27 According to the ISCO 08 classification, in the categories of "craft and related trades workers"; "plant and machine operators and assemblers," and "elementary occupations".

Belgium displayed a relatively similar, diverse profile.<sup>28</sup> Tunisians also often worked in “services and trade”-related professions. The numbers ranged from between 12 (France) and 32% (Sweden) of employed Tunisian migrants.

This section drawing the socio-economic characteristics of migrants from the eight SPCs in the seven European countries focussed upon in this report pinpointed the diversity of migrants’ profiles 1- by destination country and 2- by sending country. The aim of this section was, therefore, to attract migration specialists’ attention on the selectivity of the migration process, which usually chooses the most educated and skilled from South and Eastern Mediterranean countries.<sup>29</sup> The examples of Tunisia and Lebanon, however, also confirmed the decisive role of destination countries’ policies in channelling migrants, observed in the region<sup>30</sup> as well as elsewhere: the selectivity of migration by skill profile, context of migration and national/regional origin in specific world regions can be witnessed everywhere.<sup>31</sup> At the level of the Euro-Mediterranean region, channels of humanitarian immigration towards Northern European States (Germany, Sweden), involve less educated migrants, mostly families, when other European states attract the most educated of the SPCs’ citizens, alongside elderly or low-skilled migrants from other SPCs. These include low-skilled labourers from North African countries in Italy and in Spain. Mapping emigrants abroad, therefore, must take into consideration the selectivity of the migration process. Especially, it is important to pinpoint that the inherently selective nature of migration should prevent statisticians from inferring stocks, flows or socio-demographic data regarding migrants from or to one country, from a neighbouring sending or destination country, in case data would be missing.

---

28 OECD-DIOC data, 2011 revision. Data on Tunisians in Germany were unavailable.

29 Fargues, P., and A. Venturini. “Introduction”. In P. Fargues and A. Venturini (Eds). *Migration from North Africa and the Middle East- Skilled Migrants, Development and Globalisation*, London: I.B. Tauris, 2015, pp. 1-19.

30 See De Bel-Air, F. Migration Profiles “Morocco”, “Tunisia” “Egypt”, “Jordan”, “Turkey” and “Lebanon”, *Migration Policy Center (MPC) Policy Briefs*, European University Institute, respectively issues 2016/05, April 2016; 2016/08, December 2016; 2016/01, February 2016; 2016/06, November 2016; 2016/09, December 2016 and 2017/12, May 2017.

31 Di Bartolomeo, A., and P. Fargues. “The Geography of Arab Highly Skilled Migration”. In P. Fargues, and A. Venturini(Eds). *Migration from North Africa and the Middle-East: Skilled Migrants, Development and Globalization*, London: I.B. Tauris, 2015.

Table 1: Data resources on SPCs migrants abroad in destination areas<sup>32</sup>

## Stock Data

KEY TOPICS	KEY INDICATORS/SOURCES	KEY RESOURCE
<p><b>Migrants' stocks and their sociodemographic characteristics</b> (age, sex, activity status, education level, marital status, etc.)</p>	<ul style="list-style-type: none"> <li>Receiving countries' censuses or sample surveys (<i>Household Surveys, .</i>) on residents by country of birth/ nationality and other characteristics (<i>all migrants, foreign and naturalised in host country</i>)</li> <li>Stocks of residency permit holders, by socio-demographic characteristics (<i>foreign migrants only, all permits</i>)</li> </ul>	<ul style="list-style-type: none"> <li>National statistical institutes' direct and indirect estimates</li> <li>Population registries</li> <li>Ministries of Interior's records of permits granted and citizenship acquisitions</li> <li>OECD databases: <ul style="list-style-type: none"> <li>International Migration database, stock data</li> <li>Database on Immigrants in OECD Countries (<i>DIOC</i>) for 2005-2006; 2010-2011 and 2015-2016</li> <li>Eurostat database: "Population and social conditions", section "Demography and migration" (<i>demo</i>), subsection "Population" (<i>demo_pop</i>)</li> <li>section "Asylum and managed migration" (<i>migr</i>), subsection "residence permits" (<i>migr_res</i>), "Residence permits by reason, age, sex and citizenship" (<i>migr_resage</i>)</li> </ul> </li> </ul>
<p><b>Purpose of stay in receiving country</b> (foreign migrants only)</p>	<ul style="list-style-type: none"> <li>Distribution of permits held by SPCs nationals by category/purpose (<i>work, family, study, humanitarian,...</i>) (<i>foreign migrants, all permits</i>)</li> </ul>	<ul style="list-style-type: none"> <li>Population registries</li> <li>Ministries of Interior's records of permits granted</li> <li>Eurostat database: "Population and social conditions", section "Asylum and managed migration" (<i>migr</i>), subsection "residence permits" (<i>migr_res</i>)</li> </ul>
<p><b>Duration of stay in receiving country</b></p>	<ul style="list-style-type: none"> <li>Censuses and surveys in host countries (question on duration of stay/date of arrival for all migrants)</li> <li>Distribution of permit holders by duration of permit held (<i>foreign migrants, all permits- see table 3 on permits' renewals, changes of category</i>)</li> </ul>	<ul style="list-style-type: none"> <li>National statistical institutes</li> <li>Ministries of Interior's records of permits granted by duration</li> <li>OECD-DIOC database (<i>files B: persons aged 15+</i>)</li> <li>Eurostat database: "Population and Social Conditions", section "Asylum and managed migration" (<i>migr</i>), subsection "residence permits" (<i>migr_res</i>), "Residence permits by reason, length of validity and citizenship" (<i>migr_resval</i>)</li> </ul>

32 By broad region of destination. Resources available in certain individual countries only cannot be singled out here.



KEY TOPICS	KEY INDICATORS/SOURCES	KEY RESOURCE
<b>Employed population and its characteristics</b>	<ul style="list-style-type: none"> <li>Censuses, Labour Force or Employment Surveys (<i>all migrants</i>)</li> <li>Stocks of labour permit holders (<i>all durations</i>), disaggregated by socio-demographic characteristics (<i>foreign migrants, all permits</i>)</li> </ul>	<ul style="list-style-type: none"> <li>National statistical institutes</li> <li>Population registries</li> <li>Ministries of Interior's or Labour's records of permits granted</li> <li>OECD databases: <ul style="list-style-type: none"> <li>International Migration database, stock of migrant labourers</li> <li>OECD-DIOC database (<i>File A+File C, persons aged 15+</i>)</li> <li>Eurostat database: "Population and Social Conditions", section "Asylum and managed migration" (<i>migr</i>), subsection "residence permits" (<i>migr_res</i>), "Residence permits by reason, length of validity and citizenship" (<i>migr_resval</i>) or "Residence permits by reason, age, sex and citizenship" (<i>migr_resage</i>)</li> </ul> </li> </ul>
<b>Employed population and its skill and employment characteristics</b>	<ul style="list-style-type: none"> <li>Labour Force or Employment Surveys (<i>all migrants</i>)</li> <li>Stocks of labour permit holders (<i>all durations</i>), disaggregated by socio-demographic and employment characteristics (<i>including highly-skilled and "Blue Card" holders in the EU</i>) (<i>foreign migrants, all permits</i>)</li> </ul>	<ul style="list-style-type: none"> <li>National statistical institutes</li> <li>Population registries</li> <li>Ministries of Interior's or Labour's records of permits granted</li> <li>Eurostat database: "Population and Social Conditions", section "Asylum and managed migration" (<i>migr</i>), subsection "residence permits" (<i>migr_res</i>), "Residence permits by reason, length of validity and citizenship" (<i>migr_resval</i>) or "EU Blue Cards" (<i>migr_resbcard</i>)</li> <li>OECD databases: <ul style="list-style-type: none"> <li>International Migration database, stock of migrant labourers</li> <li>OECD-DIOC database (<i>Files A+C+D, persons aged 15+</i>): educational attainment; labour force status, occupation; skill level of occupation)</li> </ul> </li> </ul>
<b>Refugee population</b>	<ul style="list-style-type: none"> <li>Stocks of refugee or humanitarian permit holders by country of citizenship</li> <li>Stocks of refugees/ asylum-seekers by country of citizenship and country of application</li> </ul>	<ul style="list-style-type: none"> <li>Ministries of Interior's records of permits granted for humanitarian reasons</li> <li>Eurostat database: "Population and Social Conditions", section "Asylum and managed migration" (<i>migr</i>), subsection "residence permits" (<i>migr_res</i>), "Residence permits by reason, length of validity and citizenship" (<i>migr_resval</i>)</li> <li>UNHCR database, "persons of concern" and mid-year statistics <a href="#">link here</a><sup>9</sup></li> </ul>
<b>Student population</b>	<ul style="list-style-type: none"> <li>Holders of study residence permit</li> <li>Students enrolled in higher education establishments, by country of origin and destination</li> </ul>	<ul style="list-style-type: none"> <li>Ministries of Interior's records of permits granted</li> <li>Ministries of Higher Education statistics</li> <li>Eurostat database: "Population and Social Conditions", section "Asylum and managed migration" (<i>migr</i>), subsection "residence permits" (<i>migr_res</i>), "Residence permits by reason, length of validity and citizenship" (<i>migr_resval</i>)</li> <li>UNESCO/ UIS (<i>Unesco Institute for Statistics</i>) database: section "Education", subsection "international student mobility in tertiary education"</li> </ul>

# Flow Data

KEY TOPICS	KEY INDICATORS/SOURCES	KEY RESOURCE
<b>Arrivals and departures</b>	<ul style="list-style-type: none"> <li>• Entries and exits at all entry points, by country of citizenship</li> </ul>	<ul style="list-style-type: none"> <li>• Ministries of Interior, Border Authorities' records of border crossings</li> </ul>
<b>Inflows and outflows, by demographic characteristics and purpose of immigration</b>	<ul style="list-style-type: none"> <li>• Natural movements (births, deaths), immigration and emigration by country of birth, of citizenship</li> <li>• Permit applications by category of purposes, by country of citizenship</li> <li>• New/first residence permits granted by country of citizenship and purpose</li> <li>• Cancelled residence permits</li> </ul>	<ul style="list-style-type: none"> <li>• Population registries</li> <li>• Ministries of Interior's records of permits granted</li> <li>• OECD -International Migration database: inflows/outflows of foreign residents by citizenship</li> <li>• Eurostat database: "Population and Social Conditions", section "Demography and migration" (demo), subsection "Immigration" (migr_immi) or "Emigration" (migr_emi)</li> <li>• section "Asylum and managed migration" (migr), subsection "residence permits" (migr_res), "Residence permits by reason, length of validity and citizenship" (migr_resval), "first permits by..." (mig_resfirst) or "Residence permits by reason, age, sex and citizenship" (migr_resage), "first permits by..."</li> </ul>
<b>Citizenship acquisitions</b>	<ul style="list-style-type: none"> <li>• Naturalised persons by country of first citizenship</li> </ul>	<ul style="list-style-type: none"> <li>• Population registries</li> <li>• Ministries of Interior's records of citizenship acquisitions</li> <li>• OECD International Migration database: acquisitions of nationality by country of former nationality</li> <li>• Eurostat database: "Population and Social Conditions", section "Demography and migration" (demo), subsection "Acquisition and loss of citizenship" (migr_acqn)</li> </ul>

KEY TOPICS	KEY INDICATORS/SOURCES	KEY RESOURCE
<b>Labour flows by selected characteristics</b>	<ul style="list-style-type: none"> <li>New/first residence permits granted for the purpose of remunerated activities, by country of citizenship</li> </ul>	<ul style="list-style-type: none"> <li>Eurostat database: "Population and Social Conditions", section "Asylum and managed migration" (migr), subsection "residence permits" (migr_res), "Residence permits by reason, length of validity and citizenship" (migr_resval), or "Residence permits by reason, age, sex and citizenship" (migr_resage), "First permits issued for remunerated activities by....." (mig_resocc)</li> </ul>
<b>Refugee flows</b>	<ul style="list-style-type: none"> <li>New asylum applications</li> <li>New/first permits granted for humanitarian reasons</li> </ul>	<ul style="list-style-type: none"> <li>Ministries of Interior's records of permits granted</li> <li>OECD -International Migration database: inflows of asylum seekers by nationality</li> <li>Eurostat database: "Population and Social Conditions", section "Asylum and managed migration" (migr), subsection "residence permits" (migr_res), "Residence permits by reason, length of validity and citizenship" (migr_resval), or "Residence permits by reason, age, sex and citizenship" (migr_resage), "First permits issued for other reasons' by....." (migr_resoth)</li> <li>UNHCR database: "Asylum seekers, refugee status determination" and "monthly data" <a href="#">link here<sup>gm</sup></a></li> </ul>
<b>Student flows</b>	<ul style="list-style-type: none"> <li>Newly-enrolled SPCs students in receiving country's universities</li> <li>New/first permits delivered for the purpose of studying by citizenship</li> </ul>	<ul style="list-style-type: none"> <li>Ministries of Interior's records of permits granted</li> <li>Ministries of Higher Education statistics</li> <li>Eurostat database: "Population and Social Conditions", section "Asylum and managed migration" (migr), subsection "residence permits" (migr_res), "Residence permits by reason, length of validity and citizenship" (migr_resval), or "Residence permits by reason, age, sex and citizenship" (migr_resage), "First permits issued for education reasons by....." (migr_resedu)</li> </ul>

**Table 2. Estimates of first-generation emigrants from 8 ENI-SPCs, by major destination area and selected countries of residence (c. 2016)**

	Source	Def.	ENI-SPC of origin							
			Morocco	Algeria	Tunisia	Libya	Egypt	Palestine	Jordan	Lebanon
France	(1)	(A)	754,574	806,903	275,652	3,454	32,944	1,000	200	36,642
Italy	(2)		434,482	22,061	105,485	34,573	117,686	576	2,943	7,203
Spain			700,429	56,524	3,200	1,697	5,018	NA	2,601	4,187
Germany			106,000	13,000	32,000	4,484	16,000	NA	14,000	65,000
Belgium			214,494	26,278	14,923	964	4,706	1,143	1,181	7,016
The Netherlands			168,678	3,979	4,664	1,646	13,741	NA	1,234	3,964
Sweden			9,945	3,136	5,173	3,382	6,807	6,642	4,222	26,906
<b>Total EU-28 + Norway+ Switzerland</b>		Nb	2,455,231	979,268	468,738	83,120	278,851	19,644	37,203	191,362
		% SPC mig. In EU	88	NA	72	NA	6	NA	4	22
Morocco	(3)(4)	(B)	0	5,710	5,258	2,013	1,279	NA	NA	1,383
Algeria	(4)		NA	0	19,996	2,310	NA	31,477	2,243	1,215
Tunisia	(3)(4)		5,565	9,996	0	9,302	1,093	562	NA	NA
Libya	(4)		5,000	3,669	3,084	0	300,000 (7)	292,545	20,865	11,314
Egypt	(4)		999	834	3,500	4,725	0	127,186	4,940	2,993
Palestine	(4)		NA	NA	NA	NA	18,323	0	55,322	3,288
Jordan	(3)(4)		600	346	1,004	22,700	636,270	634,182	0	1,852
Lebanon	(4)		154	NA	1,500	250	81,924	300,000 (8)	473	0
Gulf countries (est.)	(5)		48,984	NA	75,106	NA	2,642,063	NA	710,372	377,573
<b>Total Arab Countries (est.)</b>		Nb	80,000	NA	110,000 (6)	NA	3,800,000	NA	800,000	400,000
		% all emig.	3	NA	17	NA	86	NA	83	45
North America	(1)(2)	(A)	150,039	85,177	35,940	15,820	246,292	15,981	95,225	217,348
Others	(2)(4)	(A)(B)	155,211	39,881	35,457	28,062	111,175	8,925	29,802	143,903
<b>Total emigrants</b>			2,801,100	NA	650,135	NA	4,436,318	NA	962,230	885,000

Sources:

- (1) receiving country data, 2016, processing from census 2015' results;
  - (2) receiving countries' data, OECD-International Migrationdatabase, 2016-2017 data;
  - (3) receiving countries' data, censuses 2014 (Morocco and Tunisia) and 2015 (Jordan);
  - (4) UN-DESA, rev. 2017;
  - (5) receiving countries' data, Gulf Labour Markets, Migration and Population Programme (GLMM), <http://gulfmigration.org/>;
  - (6) sending country data, Tunisian Consular records;
  - (7) <https://www.al-monitor.com/pulse/originals/2019/03/egypt-libya-agreement-border-work-illegal-smuggling.html>;
  - (8) Chaaban, J., Ghattas, H., Habib, R., Hanafi, S., Sahyoun, N., Salti, N., Seyfert, K., Naamani, N. "Socio-Economic Survey of Palestinian Refugees in Lebanon", Report published by the American University of Beirut (AUB) and the United Nations Relief and Works Agency for Palestine Refugees in the Near East (UNRWA), 31 December 2010. <https://www.unrwa.org/userfiles/2011012074253.pdf>
- Definition of migrant: (A) country of birth; (B) country of nationality.  
«Others» refer to non-Arab African and Asian countries, South and Latin America, non-EU Eastern European countries and Turkey.

## 2. Challenges and opportunities of existing statistics to map Arab migrants abroad: implications for origin countries' outreach to their expatriates

The selectivity of migration by sending country, as well as by country of destination constitutes a challenge faced by origin countries' authorities when trying to map their expatriates abroad. However, more generally, statistical procedures are also country-specific. The section now underlines the several issues which affect the mapping of SPCs' migrants, due to the diversity of statistical procedures in the sending, as well as receiving countries of the Euro-Mediterranean region.

### a. The definition of an expatriate, or migrant.

The UN definition of a migrant is the most commonly used: "an international migrant is a person who is living in a country other than his or her country of birth. For estimating the international migrant stock, data on place of birth are generally given precedence." UNDESA. *International Migration Report 2015: Highlights*, 2016. (ST/ESA/SER.A/375), p.4.

The duration of stay abroad may also come into consideration: "temporary migration" designates short-term movements, for less than one year. Temporary migrants usually have to hold a permit for durations of stay of three months to one year.

However, this definition of the "migrant" is not used by all destination countries of SPCs expatriates:

- In "Western" countries: the UN definition of a migrant, based on the place of birth criterion is used in most immigration (destination, host or receiving) countries in Western Europe and North America. These countries usually permit the naturalisation of foreign immigrants and at least their long-term settlement. Therefore, a migrant in Western Europe, for instance, will be: 1- a born-abroad, foreign national AND 2- a born-abroad, naturalised person. The descendant of a migrant (second- or third-generation), if born in the host country, is not a migrant in that country, whatever citizenship he or she holds.
- Other SPCs migrants' major receiving countries, especially in the South and East Mediterranean area and in the Gulf, use the nationality criterion. Foreign nationals are not supposed to settle durably, and naturalisations are usually rare in the South and East Mediterranean region. Therefore, second- and third-generation descendants of foreign migrants born in a GCC host country do not match the UN definition of migrant. Yet, they are considered as such by receiving State's authorities. These second-generation migrants are not distinguished in published statistics. Therefore, a migrant in any SEM and Gulf destination country, will be: 1- a born-abroad, foreign national AND 2- a SEM country-born, foreign national; 3- in rare cases (outside the Gulf States), a born-abroad, naturalised person.

## b. Sending vs. receiving countries' statistics

Besides discrepancies in the definition of the "international migrant" between receiving countries, the use of sending-country data, as opposed to receiving country data, does not allow an accurate identification, hence outreach to migrants.

**Flow data:** At the sending end, under general circumstances, sending countries cannot keep exact records of their departing citizens and cannot follow up on their return, remigration, and other movements, since most countries in the world do not restrict emigration. In the case of conflicts (Libya), border and other relevant authorities are unavailable to collect information on exits. At the receiving end, foreign embassies are usually not accurately informed of the exact numbers of their nationals residing in a given country: consular registers are based on self-declaration and expatriates may not need to approach diplomatic representations, or may not wish to be recorded, neglect or avoid signalling their arrival, as well as departure from the destination country. Moreover, expatriates in irregular administrative situation in the receiving country may also be undercounted.

**Stock data:** A direct enumeration of "who is in" is easier and more reliable than counting who is absent, at least by direct enumeration.<sup>33</sup> Indirect measures have several drawbacks. For example, some censuses or surveys include modules on international emigration, which collect information from emigrants' household members who are still residing in the country. However, information gathered by proxy respondents cannot be as detailed or reliable as information obtained directly by concerned respondents. Moreover, in some cases, the whole household is away, and no close relatives are available to answer queries. Indirect estimates of emigrants using information supplied by non-emigrants is thus likely to underestimate the numbers of expatriates, as well as limit the reliability of information collected. This drawback is known from sending countries' National Statistical Institutes (NSIs): the Jordan-HIMS survey (2014), conducted as part of the Households International Migration Surveys in the Mediterranean countries programme (MED-HIMS), for example, states that: "The survey is carried out among households residing in Jordan, and thus could not collect data on whole households that moved and had no one left to provide responses" (HIMS, 2016: 7).<sup>34</sup>

Therefore, whenever possible, the mapping of emigrants abroad should primarily rely on the type of sources and resources available in destination countries as well as in international or regional databases compiling data supplied by member States' authorities (Table 1). These sources focus on total stocks and inflows, as apprehended from destination areas. Sources may also select specific subsets of immigrants (refugees, labourers, foreign nationals, etc.). Table 1 locates the key statistical source or indicator likely to respond to researchers' queries and topics of interest, as well as key-resources, or data-producing bodies.

## c. Definition of citizenship

Some historical and political factors, especially related to border changes and nation-building processes in the region, further complicate an accurate mapping of SPCs migrants' abroad. It also underlines the many implications of shifting from the UN- acknowledged definition of who is to be counted as a migrant.

Palestinians / Jordanians and the effect of the changes in Jordan's borders and the definition of a Jordan-born

---

33 Fargues, Ph. How many migrants from, and to, Mediterranean countries of the Middle East and North

Africa, *CARIM Analytic and Synthetic Notes*, No. 2005/16, San Domenico di Fiesole: European University Institute, 2005.

34 <http://ec.europa.eu/eurostat/web/european-neighbourhood-policy/enp-south/med-hims>

migrant in Palestine: Palestine's census of 2007, later updated by the UN/DESA (see figure in Table 2)<sup>35</sup>, recorded 50,350 Palestinian individuals (i.e., holders of Palestinian Authority's (PA's) documents) as being born in Jordan.<sup>36</sup> However, a share of these may not technically be classified as migrants from Jordan (i.e., born Jordanian in the territory East of the Jordan River): between 1948 and 1967, the West Bank was annexed by the Hashemite Kingdom of Jordan. Therefore, Palestinians born there during the period have reported themselves as being born in Jordan. Yet, they did not physically migrate, but borders shifted; the two Banks were one country and some West Bank residents may have been commuting to the East Bank: originally moving within one country, they became migrants after 1988 (severing of the ties between the two banks) and 1993 (Oslo Agreements).<sup>37</sup>

Lebanese: The size of the Lebanese diaspora is usually estimated at between four and thirteen million. This is because the actual holders of Lebanese nationality only make up a fraction of the descendants of the Lebanese migrants, who left the territory under Ottoman rule, before 1920 (the creation of Lebanon) or 1924 (the Lausanne Treaty of 1924 that is the basis for the definition of Lebanese citizenship). However, the criterion applied for selecting those qualifying for the Lebanese citizenship, among all foreign citizens of Lebanese descent worldwide has always been controversial among Lebanon's various political actors. The Lebanese political system indeed distributes political functions according to sectarian affiliation. Therefore, counting the numbers (hence, definitions) of the Lebanese resident population, of Lebanese expatriates, of foreign citizens qualifying for Lebanese citizenship, etc. has political implications.<sup>38</sup> The Lebanese case illustrates aptly the issues linked to the choice of the definition of "migrant" selected to map expatriates. Implications of the definition adopted should be made clear to sending countries' statisticians.

#### d. Possible pitfalls of key data resources on migrants abroad: a synthesis

The section (Table 3) sums-up the most common pitfalls to keep in mind, when using statistics available in sending and receiving countries to map expatriates abroad. Sources available to map sub-categories of expatriates (labourers, students, etc.) are also listed and analysed.

---

35 Updated figure taken from UN/DESA (2017). *Trends in International Migrant Stock: Migrants by Destination and Origin* (United Nations database, POP/DB/MIG/Stock/Rev.2017 December 2017 <https://www.un.org/en/development/desa/population/migration/data/estimates2/estimates17.asp>).

36 Census of Palestine 2007: <http://www.pcbs.gov.ps/Downloads/book1822.pdf>, table 14.

37 De Bel-Air, F. "Migration Profile: Jordan", *MPC Policy Brief* 2016/06, November 2016, endnote 54.

38 See for instance: Jaulin, T. "Lebanese Politics of Nationality and Emigration", *EUI Working Papers, RSCAS n°2006/ 29*, 2006, pp. 1-2; Maktabi, R. "The Lebanese Census of 1932 Revisited. Who Are the Lebanese?", *British Journal of Middle Eastern Studies*, n°26 (2), 1999, pp. 219-241.

Table 3. Possible pitfalls of key data resources on SPCs migrants abroad: a synthesis

	KEY RESOURCE	POSSIBLE PITFALLS TO KEEP IN MIND
RECEIVING COUNTRIES	National statistical institutes (NSI's)	<ul style="list-style-type: none"> <li>• Possible incomplete coverage of censuses and other statistical operations tackling residents;</li> <li>• Residents in irregular situation are not always/ accurately counted.</li> </ul>
	Population registries; Ministries of Interior's (Mol's) records of permits granted and citizenship acquisitions	<ul style="list-style-type: none"> <li>• In "Western" countries: Mol records of permits only account for foreign nationals, not for naturalised migrants;</li> <li>• Frequent under recording of departures of migrants from host country: possible overcount of migrants;</li> <li>• Migrants in irregular situation or <i>de facto</i> residents on tourist/ short term visas: not counted;</li> <li>• Incomplete or accurate coverage of migrant's status by permit category (students, refugees or family dependents working);</li> <li>• Changes of category of permit: registered as a first allocation of permit, and migrant' previous categories of stay remain unknown;</li> <li>• Duration of stay: permits may be renewed, and the duration of stay is reset/ migrant may leave before permit expires.</li> </ul>
	Ministries of Labour's records	<ul style="list-style-type: none"> <li>• Usually do not match NSI's records of workers (differences in data collecting methodologies; existence of workers without permits: irregular workers, or working legally under family dependents' visas, for instance).</li> </ul>
SENDING COUNTRIES	National Statistical Institutes' (NSIs) statistical operations taking expatriates into account	<ul style="list-style-type: none"> <li>• Captures only a share of expatriates: those who left some family members behind and those having planned a short-term stay abroad and kept their dwelling and belongings in the sending/ origin country;</li> <li>• Cannot collect data on whole households that moved. Long-term expatriates, expatriates with loose ties to their origin country are missed;</li> <li>• Information collected from household or family members in the origin country may be inaccurate;</li> <li>• Risk of double-count of expatriated households if two or more members of the family are interviewed in the same survey.</li> </ul>
	Ministries of Interior, Border authorities' records	<ul style="list-style-type: none"> <li>• Departures are usually less meticulously computed than entries;</li> <li>• The entry of young children is sometimes ignored (i.e., computed with that of parents), especially in the event of massive inflows;</li> <li>• Only records movements that occur through official border points;</li> <li>• The system cannot distinguish between international migrants and all other international travellers;</li> <li>• Data collected by border officers, if any, reflect the stated intentions for leaving or returning to the origin country, rather than outmigrants' real intentions (working rather than staying as tourists, for instance), or eventual, circumstantial living and migratory patterns;</li> </ul>
	Ministries of Foreign Affairs, Embassies in receiving countries and Consular records	<ul style="list-style-type: none"> <li>• Incorporation in the consular records is conditional on the expatriate's will to visit the embassy and or need to use its services;</li> <li>• Consular records incorporate all expatriated nationals, regardless of their country of birth (origin country, current country of residence, third country). Figures of expatriates thus include migrants and born-abroad, second- or third- generation descendants of migrants;</li> <li>• Most expatriates do not inform the embassy of their departure from the foreign country, thus remain on the records.</li> </ul>



## **PART 2.** Expatriates from ENI-SPCs in the Euro-Mediterranean region: Institutions and statistical sources on emigration and return migration

### 1. International Sources

Many international institutions process data on expatriates. However, to the exception of the United Nations High Commissioner for Refugees (UNHCR) that collects and processes data on refugees, international institutions do not produce the data they process. These institutions collect statistics from both sending and receiving countries' various publicly-available data sources, including national censuses, labour force surveys, and population registers; occasionally, they may have been given access to undisclosed figures, or resort to statistical methods to estimate missing data (use of proxies or models, for instance). Therefore, the utility of such sources lies in the fact that they make existing national statistics available to users and process them in a more user-friendly way than primary data-producing bodies. To sum-up, the volume and accuracy of international institutions' statistics on expatriates mostly depend on the goodwill of national statistical institutes (NSIs) supplying the information.

This section gives an overview of the most commonly used sources from international or intergovernmental institutions. The section also clarifies the criterion used for defining migrants (e.g. the person's country of birth or country of nationality), as well as other indications relevant to data users.

#### a. STOCK DATA: Numbers of emigrants from ENI-SPCs abroad

*The United Nations, Department of Economic and Social Affairs (UN/DESA), Population Division ([link here<sup>a</sup>](#))*

The dataset presents estimates of international migrant by age, sex, countries of origin and destination. Estimates are presented for 1990, 1995, 2000, 2005, 2010, 2015 and 2017 and are available for all countries and areas of the world. [link here<sup>b</sup>](#)

International migrants' stocks by origin and destination ([Link to download](#)) [link here<sup>c</sup>](#)

**Source of data:** The estimates are based on official national statistics on the foreign-born or the foreign population. Occasionally, some missing data have been estimated using statistical models.

**Definition of migrant by the source:** Country of birth (when available) or country of nationality, depending on concerned receiving countries' procedures.

#### **PRACTICAL CONSIDERATIONS:**

- This is the most comprehensive and user-friendly information tool on worldwide emigrant stocks by region and country of residence.
- Some data remain missing and data comparability is questionable, given the diversity of methodologies used by the various sending and receiving countries' NSIs. There is also confusion in the definition of migrants in some of the 8 SPCs: a large number of residents of the West Bank and Gaza are recorded as "migrants" because they are "born in Jordan" (*See Part One, 2-C*). Figures of citizens "State of Palestine » in Jordan (1,969,731) and Lebanon (515,853) are grossly overestimated and taken from the figures of refugees registered with UNRWA (United Nations Relief and Works Agency), the UN body dedicated to refugees from Palestine and their descendants. These 1/ may be born in the receiving country, hence not be migrants and 2/ may not accurately report deaths or them leaving the country of residence (see Table 2).

### *The World Bank*

The World Bank developed a method to estimate emigrant stocks, derived from a global estimation of bilateral remittance flows worldwide. All data produced or processed by the Bank on migration and remittances are listed here: [link here<sup>d</sup>](#).

- Migrants' stocks by country of origin and countries of destination 2017: "Bilateral Migration Matrix 2017" (**Link to download**) [link here<sup>e</sup>](#).
- Recent estimates are based on the Migration and Remittances Factbook 2016, produced by the World Bank Group's Global Knowledge Partnership on Migration and Development (KNOMAD) initiative. The Factbook provides a snapshot of latest statistics on immigration, emigration, skilled emigration, and remittance flows for 214 countries (including the 8 SPCs), national groupings (including the Middle East and North Africa (MENA) region), as well as income level (the 8 SPCs are all classified as middle-income countries). It also ranks countries according to their volume of immigration and emigration (numbers of imm/emigrants; in percentage of population), number and share of refugees, as well as bilateral major migration corridors. Large refugee-receiving countries such as Jordan appear in the Factbook's worldwide classifications, while the World Bank and Gaza and Egypt are among the top-30 major migrant-sending territories. West Bank-Gaza to Jordan, and Algeria to France rank respectively in 12th and 22<sup>nd</sup> position, among the top-30 largest migration corridors worldwide. Egypt-Saudi Arabia corridor stands as number 28. [link here<sup>f</sup>](#).

#### **Definition of migrant by the source:**

Born abroad (country of birth criterion) or foreign national (nationality criterion), according to the source of the data used by data-producing bodies.

#### **Source of data:**

Receiving country data, including national censuses, labour force surveys, and population registers, UN's "Trend in International Migrant Stocks 2013" datasets, any applicable receiving country census data from the 2010-11 census rounds.

#### **PRACTICAL CONSIDERATIONS:**

- This is a comprehensive user-friendly source of information.
- There is no way to capture remittances flowing through informal and unrecorded channels. The World Bank also suffers the same shortcomings as the UN data, concerning residents of the West Bank and Gaza, as well as migrants and refugees from Palestine in Jordan and Lebanon.

## b. STOCK and FLOW data: stocks of ENI-SPC expatriates and their inflows to destination countries

### *Organisation for Economic Co-operation and Development (OECD)*

- **The International Migration Database** uses basic variables to compute stock and flow data on the foreign-born population in OECD member countries<sup>39</sup>. Data may be disaggregated by sex and include the following categories:
  - Stocks of migrants by country of birth
  - Foreign population by nationality
  - Inflows and outflows of foreign population by both nationality or country of birth
  - Inflows of asylum seekers by nationality
  - Acquisitions of nationality by country of former nationality
  - Stocks of foreign-born labour by country of birth
  - Stocks of foreign labour by nationality.

[link here<sup>9</sup>](#); then: “Demography and Population”, “Migration Statistics” and “International Migration Database”.

**Definition of migrant by the source:** Most OECD receiving countries define a migrant by country of birth.

**Source of data:** Receiving country records. Stock data is taken from population registers, censuses and labour force surveys. Flow data is derived from population registers, labour and residency permit statistics, as well as other specific surveys. Figures for asylum seekers are taken from UNHCR records, while nationality acquisition data is taken from relevant administrative sources in the OECD country of residence (Ministries of Interior, for instance). Data on labour is taken from work permits files and from population registers, when available.

- **The Database on Immigrants in OECD Countries (DIOC) 2010/11<sup>40</sup>** contains information on the socio-demographic and labour market characteristics of migrants and foreign nationals in 34 OECD countries and around 200 source countries, including the 8 ENI-SPCs whenever recorded in destination countries (for each OECD country of destination, the resources allow tabulation by country of birth, nationality at birth, sex, age group, both broad and detailed descriptors for education level and duration of stay, labour force status and any information on whether they are considered overqualified for that status, occupation, and skill level)
- **The global bilateral migration database DIOC-E (DIOC-Extended)**, is an extension of the “Database on Immigrants in OECD Countries” (DIOC 2010/11), as it includes non-OECD receiving countries as well. It contains information on the demographic and labour market characteristics of around 100 non-OECD countries. DIOC-E (release 3.0) for 2000-2001 only includes Jordan among the 8 ENI-SPCs, while DIOC-E 2010 (Release 1.0) contains information on Egypt only (total population and population aged 15+). [link here<sup>8</sup>](#).

---

39 The OECD countries are: Australia; Austria; Belgium; Canada; Chile; Czech Republic; Denmark; Estonia; Finland; France; Germany; Greece; Hungary; Iceland; Ireland; Israel; Italy; Japan; Korea; Latvia; Luxembourg; Mexico; Netherlands; New Zealand; Norway; Poland; Portugal; Slovak Republic; Slovenia; Spain; Sweden; Switzerland; Turkey; United Kingdom; United States.

40 As of July 2019, release 1.0 of DIOC 2015/16 (an update of DIOC 2000/01, DIOC 2005/06 and DIOC 2010/11) did not allow cross-tabulations between data for OECD receiving states and sending countries. DIOC-2000/2001 database may be accessed through <http://stats.oecd.org/>.

**Source of data:** OECD and selected non-OECD receiving country statistical institutes. Data originate from population censuses and population registers, from a variety of specific surveys, namely Labour force Surveys, Household Surveys, as well as the American Community Survey conducted in the US.

- **Publications based on DIOC-2011 data:**

OECD (2015), *Connecting with Emigrants: A Global Profile of Diasporas 2015*, OECD Publishing, Paris. [link here!](#) Looking at historical trends and policy challenges, this book examines emigrant populations by world region, including North Africa and the Middle East and OECD countries, in the early 2010s. It includes detailed country notes.

**PRACTICAL CONSIDERATIONS:**

- The International Migration Database and DIOC databases offer a wealth of variables and rich possibilities for generating a variety of cross-tabulations on the characteristics of immigrants in OECD countries. Metadata are clear.
- As of July 2019, DIOC stock data by detailed sending country is from 2010-2011 censuses rounds and it may become increasingly outdated. Moreover, due to the polarisation of ENI-SPCs' migrants by destination country, and to the comparatively small size of many of these countries' migrant populations, some ENI-SPCs are missed among migrants' origin countries, in some of the major EU migrant-receiving countries.

## *Eurostat*

Eurostat is the statistical office of the European Union, with its mission to provide European statistics that enable comparisons between countries and regions.

— **The database, section “Database by theme” and “Population and Social Conditions”** [link here!](#)

- **Demography and Migration Module:** Computes stock and flow data on population residing in EU member states, at country level as well as regional and sub regional levels (NUTS 2 and 3).<sup>41</sup> Stock data may be tabulated for the period of reference by country of birth, citizenship, and socio-demographic variables like sex, age group, marital status, educational attainment. Flow data can be tabulated by country of birth and basic demographic characteristics. Flow data includes vital statistics, which are live births, deaths, marriages and divorces and are tabulated by both country of birth of the mother and the person. It also includes immigration and emigration flows during the past calendar year, as well as other data on EU citizenship acquisition and loss by country of former citizenship.
- **Asylum and Managed Migration Module:** Computes **stock and flow data on asylum applications to EU** countries by citizenship, age and sex, status of and date sensitive dispositions for the application, as well as other administrative data pertaining to irregular migrants. The module also includes **stock and flow data for residence permits by citizenship of holder**. Such information includes the number of first-time permits, renewals and others changes to permits by purpose, the lengths of validity, and durations of stay all disaggregated by demography. Statistics pertaining to the permits of the **highly skilled** are also available.

For detailed paths to specific data, see Table 1.

**Source of data:** EU Member States statistical authorities.

**Periodicity of data:** Data tabulated in the database (“Demography and Migration” and Asylum and Managed

---

41 Nomenclature of Territorial Units for Statistics or NUTS (French: Nomenclature des unités territoriales statistiques) is a geocode standard for referencing the subdivisions of countries for statistical purposes.

Migration" Modules) is collected every year. Countries report their population to Eurostat on January 1st, along with breakdowns of the population by various characteristics. Vital statistics and migration data are also updated annually, while census data is usually collected every ten years.

- **The Census Hub** (2011 Censuses database) provides users with easy access to detailed census data from the 2010-11 Population and Housing Censuses in Europe, in such a way that is comparable between countries. **Data by individual country of birth** may be disaggregated by EU country of residence, sex, age group, activity status, country of citizenship (national/foreigner) and presence in the current EU country of residence since 2000. **Data by individual country of citizenship** may be disaggregated by EU country of residence, sex, age group, activity status, and presence in the EU country since 2000. [link here<sup>k</sup>](#)
- **HIMS Surveys** The MED-HIMS (Households International Migration Surveys in the Mediterranean countries) is a regional programme of coordinated international migration surveys requested by the National Statistical Offices (NSOs) of most of the countries of the European Neighbourhood Policy (ENP) – South Region. The MED-HIMS surveys programme aims to collect representative multi-level, retrospective and comparative data on the characteristics and behaviour of migrants and the consequences of international migration, using a common set of model questionnaires, manuals and tools covering the different phases of survey implementation. MED-HIMS surveys were carried out in 2013 in Egypt and in 2014 in Jordan. The programme planned to carry out surveys in Morocco, Tunisia and Algeria. [link here<sup>l</sup>](#)

#### **PRACTICAL CONSIDERATIONS:**

- Eurostat database ("Demography and Migration" and Asylum and Managed Migration" Modules) offers a wealth of variables and rich possibilities for generating a great variety of cross-tabulations on the characteristics of immigrants (demographic, economic, migration-related) in EU Member States by country of birth, updated every year. The Census Hub is more user friendly than the dataset OECD-DIOC 2011. Its database-sorting tool allows for quick tabulations and cross-tabulations.
- Eurostat's Census Hub represents similar limitations as the OECD-DIOC dataset with regards to data timeliness: new data are incorporated only after census rounds (held every five years) are completed and data are processed.

### *The International Organization for Migration (IOM)*

**IOM's Global Migration Data Analysis Centre (GMDAC)** aims to compile, analyse and share data on international migration. Topics covered by IOM's operations and programmes (regarding international migration) and related data collected include: Governance of migration; Missing migrants; Trafficking in persons; Resettlement; Irregular migration; Return migration; Voluntary return; Migration and environment; Migrant health. <https://gmdac.iom.int/>.

Since 2017, GMDAC has been managing a Migration Data Portal, comprising a section on migration statistics (stocks and in/outflows, by destination and source country, gender, selected age and educational categories, inflows by type (family, work, ...), as well as indicators related to forced migration, integration and well-being, migrants' vulnerability, etc. Basic data on stocks and in/outflows are available by country, as well as a selection of general publications ("migration profile"..) from other institutions, when available. [link here<sup>n</sup>](#)

**Source of data:** IOM and other UN or intergovernmental statistical bodies (mostly UN/ DESA, as well as ILO, UNHCR, the World Bank, UNICEF, ...).

#### **PRACTICAL CONSIDERATIONS:**

- A very user-friendly database, based on interactive maps.
- The data portal is limited by UN data availability. Only basic data are available for most ENI-SPCs, which may be found elsewhere.

#### *International Labour Organization (ILO)*

ILO developed a methodology for generating global and regional estimates of international migrant workers ([link here](#)<sup>9</sup>). Within **ILOStat** (ILO Department of Statistics' main data portal), a section is dedicated to international labour migration. It provides data on international migrants' inflows, stocks and nationals abroad (stocks and outflows), focussing on the employed and/or working age populations, by country of birth, citizenship, education and demographic characteristics, status at work, occupation, activity sector, etc. [link here](#).

**Definition of migrant:** country of birth (foreign-born) or country of citizenship (non-citizen). Distinct tables are provided according to the definition of migrant by receiving country.

**Source of data:** Sending and receiving countries' population censuses and population registers, surveys, namely Labour force Surveys, Household Surveys, Establishment Surveys, as well as administrative records of labour permits, emigration permits, border crossing statistics, etc.

#### *United Nations Educational, Scientific and Cultural Organization (UNESCO)*

**The UNESCO Institute for Statistics (UIS) database.** UIS is the statistical office of UNESCO and is the UN depository for cross-national statistics on education, science and technology, culture, and communication. It contains a section on international student mobility in tertiary education (ISCED: levels 5, 6 and beyond). Data covers the period 1999 to 2015.

[link here](#)<sup>9</sup> and [link here](#)<sup>9</sup>; section "Education", subsection "international student mobility in tertiary education"

**Source of data:** Education statistics are compiled by UNESCO on the basis of national administrative sources, reported by Ministries of Education or National Statistical Offices of receiving countries.

#### **PRACTICAL CONSIDERATIONS:**

- In the UNESCO-UIS database, metadata is scarce.

#### *The Knowledge Centre on Migration and Demography*

is a European Commission initiative to provide scientific evidence for EU policymaking in migration and demography related fields, within the EU's Joint Research Centre (JRC), the European Commission's science and knowledge service. [link here](#)<sup>9</sup>.

#### *United Nations Economic and Social Commission for Western Asia (UNESCWA)*

Migration from, within and to the Arab region falls under ESCWA's regional policy mandate, which includes 7 of the 8 SPCs (Algeria is no ESCWA member state). However, ESCWA does not produce original statistics on migration in the region. It reproduces and reprocesses migration-related data from other UN agencies or data-producing

bodies, since ESCWA activities are coordinated with the divisions and main offices of the Headquarters of the United Nations, specialized agencies, and international and regional organizations.

#### **Latest ESCWA publications including SPCs-related migration statistics:**

- ESCWA (2017). *Situation Report on International Migration: Migration in the Arab Region and the 2030 Agenda for Sustainable Development* (E/ESCWA/SDD/2017/1) [link here<sup>t</sup>](#) (English); [link here<sup>a</sup>](#) (Arabic).

The report describes the main trends and patterns in international migration in the Arab region from 2015 to 2017 and provides a summary of main governance issues.

- ESCWA (2014). *International Migration Statistics and Measurement Issues in Arab Countries* (E/ESCWA/SD/2014/TECHNICAL PAPER.1) [link here<sup>v</sup>](#)

This paper offers an analysis of international migration data collection systems in Jordan, Morocco and Qatar in terms of data availability, reliability and comparability, taking international recommendations as a benchmark.

## 2. Think tanks and academic sources

### *University of Minnesota, Integrated Public Use Microdata Series (IPUMS) Project*

[link here<sup>w</sup>](#). [link here<sup>x</sup>](#).

**IPUMS** is the world's largest individual-level population database. IPUMS consists of microdata samples from United States and international census records, IPUMS-USA or IPUMS-CPS and IPUMS-International respectively. The records are converted into a consistent format and made available to researchers through a web-based data dissemination system.

IPUMS-International includes similar data since 1960 from countries in Africa, Asia, Europe, and Latin America. The database currently includes 159 samples from 55 countries around the world, where ENI-SPC migrants, nationals or people of their descent may reside. The database includes **migration-related variables**, such as a person's place of birth or residence prior to the census. An additional set includes the **duration of current residency, year of immigration, urban–rural status of their previous residence, nationality, and available reasons for their migration**. Datasets are downloadable in SPSS, STATA and SAS formats.

**Source of the data:** census records provided by national statistical institutes.

#### **PRACTICAL CONSIDERATIONS:**

- The IPUMS provides consistent variable names, coding schemes, and documentation across all the samples in order to facilitate the analysis of long-term changes and allow for comparisons across countries.
- Only 4 ENI-SPCs are included in the database: Morocco, Egypt, Palestine, Jordan. Many destination countries are not included either. The most recent census rounds' data for the 2010s are not included yet (as of July 2019). The limitations of the available resources are that of national censuses to study

nationals' emigration.

### *Migration Policy Institute (MPI) Data Hub*

The MPI is an independent, nonpartisan, non-profit think tank based in Washington D.C. It is dedicated to the analysis of immigration to the US and the movement of people worldwide. [link here<sup>v</sup>](#)

The **Data Hub** showcases the most current national and state-level demographic, social, and economic facts about immigrants to the United States. It includes data on stock, flow, citizenship, net migration, as well as historical data for countries in Europe, North America, and beyond. It re-tabulates immigration related data produced by the Census Bureau and the US Department of Homeland Security, by country of origin, residence, legal status, deportations, and languages spoken, among others. The purpose of the hub is to tackle most frequent questions about immigration. MPI also produced interactive tools and maps on international migration flows and stocks taken from UN, World Bank and Eurostat data, which can be adapted for searches according to country of origin and destination, on remittances, as well as on humanitarian migration. [link here<sup>z</sup>](#).

#### **PRACTICAL CONSIDERATIONS:**

- MPI's Data Hub is a user-friendly resource.
- The numbers of migrants and citizens from ENI-SPCs in destination countries may be too small to appear in statistics.

### *Economic Research Forum*

The Economic Research Forum (ERF), based in Cairo, Egypt, conducts economic research aiming to support inclusive and sustainable development in the Arab Countries, Iran and Turkey. Migration is not the focus, but remains a cross-cutting issue in many of ERC's research and publications, especially on labour market (immigration, emigration, skilled emigration from the region, return migration, determinants and reasons for migrating, remittances, their use and impacts on sending countries, for instance). [link here<sup>aa</sup>](#).

One of ERF's missions is to make household-level data available to the public and policy-makers. ERF acquires, cleans, harmonizes, documents and disseminates Labour Force Surveys (LFS) and Household Income and Expenditure Surveys (HIES), from which data on immigrants in given Arab states, as well as emigration from these countries, can be extracted (individual data).

ERF also conducted Integrated labour market panel surveys in Egypt (Egyptian Labour Market Panel Surveys 1988, 1998, 2006 and 2012), Jordan (Jordan Labour Market Panel Surveys 2010 and 2016), and Tunisia (2014), in cooperation with local statistical institutions.

Micro-datasets from these ERF surveys and the other national surveys processed by ERF can be accessed through the ERF Micro Data Catalogue (NADA) [link here<sup>ab</sup>](#), and through ERF's Open Access Micro Data Initiative (OAMDI), which gives free access to several types of household-level data ([link here<sup>ac</sup>](#)).

DEMIG project (The determinants of international migration: A theoretical and empirical assessment of policy, origin and destination effects) (now discontinued)

The DEMIG project (2010-2014) funded by the European Research Council (ERC) and hosted at the International Migration Institute (IMI) at the University of Oxford investigated the role of states and migration policies of destination and origin countries in affecting the (i) volume, (ii) spatial orientation, (iii) composition (i.e. legal



channels and migrant characteristics), and (iv) timing of migration. The analysis drew on several databases compiled by the project. [link here<sup>ad</sup>](#)

Among these, DEMIG TOTAL database reports immigration, emigration and net migration flows for up to 161 countries covering various periods of time from the early 1800s to 2011, disaggregating total flows of citizens and foreigners whenever possible. Among the 8 ENI-SPCs, only Morocco, Egypt and Palestine are included. [link here<sup>ae</sup>](#)

**Source of the data:** various, including research and administrative data.

**PRACTICAL CONSIDERATIONS:**

- The database allows, in theory, for quantitative analysis of the long-term evolution of international migration.
- Data available for the three countries for past periods is very scarce.

Table 4: A selection of the most accessible and frequently used sources of statistical data on migration from / to ENI-SPCs:

Source/ data producing body	Url/ path	Def. Of migrant (according to source of data)	Available data	Primary data sources
<b>The United Nations, Department of Economic and Social Affairs (UN/DESA), Population Division</b>	<a href="http://www.un.org/en/development/desa/population/">http://www.un.org/en/development/desa/population/</a>	A. Born abroad as non-national, whether of not naturalised in host country (country of birth criteria) or  B. foreign national (nationality criteria)	Stocks of international migrants by age, sex, countries of origin and destination	Official national statistics; estimates based on models.
<b>The World Bank</b>	<a href="https://www.worldbank.org/en/topic/migrationremittancesdiasporaissues/brief/migration-remittances-data">https://www.worldbank.org/en/topic/migrationremittancesdiasporaissues/brief/migration-remittances-data</a> .	A. or B.	Stock of international migrants, migration corridors, bilateral remittance flows	Receiving country population data +UN/ DESA datasets.
<b>Organisation for Economic Co-operation and Development (OECD)</b>	The International Migration Database: <a href="http://stats.oecd.org/">http://stats.oecd.org/</a> ; "Demography and Population", "Migration Statistics" and "International Migration Database"	A. (in most OECD member countries)	Stock and flow data on the foreign-born total / labourers/ asylum-seekers population in OECD member countries; acquisitions of nationality	OECD receiving country statistical data and administrative records
	The Database on Immigrants in OECD Countries (DIOC): <a href="http://www.oecd.org/els/mig/dioc.htm">http://www.oecd.org/els/mig/dioc.htm</a>		Stocks, socio-demographic and labour market characteristics of migrants and foreign nationals in 34 OECD countries and around 200 source countries, including the 8 ENI-SPCs (whenever recorded in destination countries)	OECD and selected non-OECD receiving country statistical data
<b>Eurostat</b>	The database: <a href="http://ec.europa.eu/eurostat/data/database">http://ec.europa.eu/eurostat/data/database</a> ; section "Database by theme" and "Population and Social Conditions";  1. Demography and Migration Module;  2. Asylum and Managed Migration Module	1. A.; 2. B. (non-EU national).	1. Stock and flow data on population residing in EU member states, at country and sub regional levels, by country of birth, citizenship and basic socio-demographic characteristics of migrant;  2. Stock and flow data on asylum applications and residence permits issued by EU countries to non-nationals; type and duration of permits, by citizenship and socio-demographic characteristics of migrant (including highly skilled)	EU Member States statistical data and administrative records

Source/ data producing body	Url/ path	Def. Of migrant (according to source of data)	Available data	Primary data sources
<b>The International Organization for Migration (IOM)- Global Migration Data Analysis Centre (GMDAC)</b>	<a href="https://gmdac.iom.int/">https://gmdac.iom.int/</a> GMDAC Migration Data Portal: <a href="https://migrationdataportal.org/">https://migrationdataportal.org/</a>	A. or B.	Stocks and in/outflows, by destination and source country, gender, selected age and educational categories, inflows by type (family, work, ...), as well as indicators related to forced migration, integration and well-being, migrants' vulnerability	IOM and other UN or intergovernmental statistical bodies (mostly UN/DESA, as well as ILO, UNHCR, the World Bank, UNICEF, ...).
<b>International Labour Organization (ILO)</b>	ILOStat: <a href="https://ilostat.ilo.org/topics/labour-migration/">https://ilostat.ilo.org/topics/labour-migration/</a> .	A. and B. (Distinct tables available according to the definition of migrant by receiving country).	Stocks, inflows and outflows of international immigrants and nationals abroad, focussing on the employed and/or working age populations, by country of birth, citizenship, socio-demographic and labour characteristics	Sending and receiving countries' statistical data and administrative records
<b>United Nations Educational, Scientific and Cultural Organization (UNESCO)</b>	Institute for Statistics (UIS) database: <a href="http://uis.unesco.org/">http://uis.unesco.org/</a> and <a href="http://data.uis.unesco.org/">http://data.uis.unesco.org/</a> , section "Education", subsection "international student mobility in tertiary education"	B.	International student mobility in tertiary education (ISCED: levels 5, 6 and beyond).	Sending and receiving countries' national administrative sources: Ministries of Education or National Statistical Offices
<b>Migration Policy Institute (MPI) Data Hub</b>	<a href="https://www.migrationpolicy.org/programs/migration-data-hub">https://www.migrationpolicy.org/programs/migration-data-hub</a> .	A. or B.	Data on stock, flow, citizenship, net migration, as well as historical data for countries in humanitarian migration.	UN, World Bank and Eurostat data

### 3. Domestic Sources in ENI-SPCs

The section explores the availability and scope of migration-related statistics and data among statistical material produced in SPCs. It first identifies data-producing organisations: National Statistical Institutes, governmental bodies, as well as selected alternative sources (research establishments, associations of migrants, for instance). These bodies would be publishing their figures fully or partially, or be detaining unpublished data. The inventory also includes bodies which reproduce or reprocess existing data (secondary sources). Second, it details the various statistical outputs produced by these bodies (statistical, administrative or of another nature), available or not to the public. The section's priority is put on material available online, but potential sources of data are mentioned, even if no websites or links could be found. Short explanations on the functions of the concerned bodies, as well as procedures they apply to migrants are provided, in order to clarify the scope and relevance of the data available from these sources.

The inventory is circumscribed to stocks in and flows to/from the EU, as well as sources of data on migration between the 8 SPCs of interest in this report. Data-producing bodies recording migration from other countries (refugees from countries outside the 8 SPCs of interest, for instance), or organising emigration to other destinations than the 8 SPCs and the EU (the Gulf States, North America, for instance), are not included in this inventory. The inventory also privileged the most recent data, produced during the years 2010.

# Algeria

Until the late 2000s, migration was of little concern to Algerian authorities. New policy attitude towards nationals' emigration seeks to enhance the contribution of the expatriated Algerian community to economic development at home. Outward and inward undocumented migration also became a policy concern. However, migration data in general and more specifically, demographic statistics and administrative data are almost inaccessible to the public in Algeria, especially online.<sup>42</sup>

---

## STOCK DATA:

### *Algerian emigrants abroad and stocks of returnees in Algeria*

*Secretary of State for Algerians Residing Abroad, Ministry of Foreign Affairs  
(Secrétaire d'Etat auprès du ministre des Affaires étrangères en charge de la  
communauté des Algériens à l'étranger)*

Consular records are maintained by Algerian consulates and relevant data are transmitted to embassies. Consular records include data collected on expatriates who visit the embassy for a variety of services. The types of services commonly include passports services, citizenship claims and vital records.

**PRACTICAL CONSIDERATIONS:** Figures of expatriates extracted from consular records are not public; Additional limitations to using consular records as a potential source to estimate and locate expatriates are: 1. figures are limited to expatriates who request being included in records, i.e. visit the embassy or use its services; 2. Most expatriates do not inform the embassy of their departure from a foreign country and may thus remain on record as residing in that country; and 3. Consular records incorporate Algerian nationals regardless of their country of birth. Figures of expatriates thus include Algerian migrants and others who were born abroad or are descendants of Algerian migrants, which does not conform to the UN definition of who is a migrant.

### *Algerian International Diaspora Association*

AIDA is a non-profit, non-partisan association, seeking to promote and federate members of the Algerian diaspora worldwide, a network of solidarity, expertise and competences. It also aims to defend the interests of expatriates. AIDA collects basic statistics on Algerian diasporas by main country of residence [link here<sup>af</sup>](#); [link here<sup>ag</sup>](#).

---

## FLOW DATA:

### *Outflows and inflows of Algerian nationals*

*Directorate of Border Police (Direction de la Police des Frontières- DPF),  
Ministry of Interior, Local Communities and Land Use Planning*

Any resident foreigner crossing the borders of Algeria by air, sea or land is recorded by the DPF, upon entry as well as exit. A card including socio-demographic information on the traveller, place of residence and purpose of stay is filled by the traveller. The Quarterly statistics bulletin (Bulletin Trimestriel des Statistiques) of the

---

42 Due to lack of published statistics on migration stocks and flows, and due to a lack of accessible information on institutions in charge of migration issues in the country, the section on Algeria is based on: Hammouda, N.-E. *Statistiques sur les migrations internationales en Algérie*, Alger : Organisation Internationale du Travail (OIT), août 2005; Di Bartolomeo, et. al. *MPC Migration Profile: Algeria*, Migration Policy Center, June, 2013; Boukllia-Hassane, R. *Migration en Algérie : nouvelles tendances*, CARIM-AS 2012/01, Robert Schuman Centre for Advanced Studies, San Domenico di Fiesole (FI): Institut universitaire européen, 2012.

National Bureau of Statistics (ONS) publishes annual figures of border crossings by Algerians residing abroad. However, only arrivals are mentioned [link here<sup>ah</sup>](#).

### *National Employment Agency (Agence Nationale pour l'Emploi- ANEM)*

ANEM monitors and informs job-seekers of all developments on Algeria's labour market, as well as monitors and follows-up on placements, in cooperation with private recruitment agencies. Placements abroad are part of ANEM's attributions [link here<sup>ai</sup>](#).

ANEM publishes monthly statistics on its achievements, including overseas placements of Algerian professionals. These usually make up around 7% of all placements and mainly concern the construction sector [link here<sup>aj</sup>](#).

### *Higher Education and Research establishments*

Several University departments and research centres conduct projects or events tackling issues related to nationals' emigration, for instance the brain drain, student migration, mobilisation of competences abroad, as well as irregular emigration of citizens, situation of Algerian migrants in Europe, etc. For instance, the Center for Research in Applied Economics for Development (Centre de Recherche en Economie Appliquée pour le Développement- CREAD) [link here<sup>ak</sup>](#); or the Center for Research in Social and Cultural Anthropology (Centre de Recherches en Anthropologie Sociale et Culturelle- CRASC) [link here<sup>al</sup>](#). Both are public establishments and gather Algerian and Maghreb researchers from various universities, around the issue of migration from the region.

---

#### **STOCK DATA:**

### ***Foreign immigrants in Algeria***

#### *National Bureau of Statistics (Office National des Statistiques- ONS)*

ONS is a public administration placed under the umbrella of the Finance Ministry. As the central statistics producing body in Algeria, it is tasked with collecting, processing and disseminating statistical information on socio-economic issues, for instance: the general censuses of population and Housing, conducted in 1966, 1975, 1988, 1998 and 2008, the Manpower surveys, etc. [link here<sup>am</sup>](#)

Census 2008 and previous censuses collected data on foreign residents by nationality. However, no data were released on the topic by ONS. More generally, no data on resident population disaggregated by nationality are available online. Some estimates of foreign residents were released in the press and in scientific publications by Algerian migration specialists, using figures of residency permit holders' stocks (first issuances+renewals of permits a given year), from the statistics of Direction Générale de la Sûreté Nationale- DGSN (see below), as well as records of the commercial and companies' registers: [link here<sup>an</sup>](#); [link here<sup>ao</sup>](#).

#### *United Nations High Commissioner for Refugees (UNHCR)*

UNHCR has an office in Algiers. Algeria hosts refugees from the Occupied Palestinian Territories [link here<sup>ap</sup>](#).

---

**FLOW DATA:*****Inflows and outflows of foreign nationals to and from Algeria******Directorate of Border Police (Direction de la Police des Frontières- DPF),  
Ministry of Interior, Local Communities and Land Use Planning***

Some data on entries of tourists to Algeria are published by the Ministry of Tourism, based on DPF's figures. The Quarterly statistics bulletin (Bulletin Trimestriel des Statistiques) of the National Bureau of Statistics (ONS) publishes data of border crossings disaggregated by nationality. However, only arrivals are mentioned.

***General Directorate of National Security (Direction Générale de la Sûreté Nationale- DGSN), Ministry of Interior, Local Communities and Land Use Planning***

The DGSN issues residency permits, under the conditions that the prospective foreign resident meets a number of criteria (legal entry to Algeria, employment or sufficient resources, etc.). the different types of residencies and durations are presented on the Directorate's website: [link here<sup>94</sup>](#). DGSN's datasets of permit holders are not published.

**PRACTICAL CONSIDERATIONS:** According to N. Hammouda, many factors impede the reliability and informative power of residency documents' records to evaluate migration flows. Among these are the absence of mention of the reason for staying in Algeria, stated as a requirement by international rules of data gathering on migration. The duration of stay is not precisely stated either. Moreover, statistics on the changes of residency status are not exploited by the ministry.

***Ministry of Labour, Employment and Social Security (ministère du Travail, de l'Emploi et de la Sécurité sociale)***

The Ministry issues and monitors labour permits in Algeria. Since 2004, foreign labourers must hold a labour visa, a labour permit and other legal guarantees from employers. Besides, a foreign national would not be allowed to take up employment in a sector or speciality reserved for Algerians. [link here<sup>95</sup>](#). However, certain nationalities, for example Tunisians, are exempted from the mandatory labour permit to work in Algeria. Mid-2018, around 90,000 foreigners were recorded working in Algeria, mostly Chinese. Some Tunisians and Moroccans were also employed in the country [link here<sup>95</sup>](#). Labour permits' statistics are not published by the Ministry but may be requested for sample processing.

**PRACTICAL CONSIDERATIONS:** Labourers are only a fraction of foreign residents, and informal labour is frequent in Algeria. Besides, if the labourer changes region of residence, a new permit as to be issued, which is counted as a new entry. A foreign labourer may hold several permits in one year, hence the problem of double or triple counting. The exemption of certain nationalities from holding a labour permit to work in Algeria, also undermines the accuracy of estimates of foreign labourers based on labour permits' figures.

# Egypt

Besides having a long tradition of statistics production and dissemination, Egypt has achieved high levels of institutionalization in its emigration policies. Over the years Egypt has been running a “multi-tier emigration policy”,<sup>43</sup> increasingly turned towards accommodating the needs and wishes of Egyptian expatriates in Western countries, labelled “permanent emigrants”, at the expense of labour migrants to the Arab region (the Gulf States and Jordan), considered “temporary” migrants. Governmental agencies’ goals today are to harness on “permanent” migrants’ skills and financial potential to enhance their contribution to the country’s development, organise and streamline nationals’ legal labour emigration, as well as curb irregular emigration from Egypt to Europe.

---

## STOCK DATA:

### *Egyptian emigrants abroad and stocks of returnees in Egypt*

#### *Central Agency for Public Mobilization and Statistics (CAPMAS)*

CAPMAS, as the official National Statistical Office, undertakes the main role in collecting, evaluating, analysing and disseminating migration statistics based on data available through censuses, sample surveys and administrative registration of border crossing, residence and work permits. The first documented census was in 1882 and Census 2017 is the fourteenth.

- Censuses: The 1976, 1986 and 2006 censuses used a migration module that asked about household members residing abroad, but the results suffered from underreporting (see below on ELMPS and MED-HIMS Surveys).
- CAPMAS also conducted several surveys tackling migration, including household surveys.<sup>44</sup>
- After many others, available on CAPMAS’ website, a comprehensive study of migration from and to Egypt, relying on secondary sources, was published in 2019: [link here<sup>at</sup>](#).
- CAPMAS carried out the 2013 Egypt Household International Migration Survey as part of the Mediterranean Household International Migration Survey (MED-HIMS), as well as the Egypt Labour Market Panel Survey (ELMPS) with the Economic Research Forum, during the years 1988, 1998, 2006, and 2012. Both survey programmes explored:
  - the characteristics of returned Egyptian migrants;
  - the characteristics of expatriates currently abroad. Among these were the duration of stay abroad and means of entry in the current country of residence [link here<sup>au</sup>](#).

#### **Practical considerations on ERF and MED-HIMS surveys:**

information on current expatriates was collected from non-emigrated household members as well as from migrants visiting their household in Egypt at the time of survey. Studying expatriates through interviewing their household members in Egypt has several methodological implications, such as: the information may be inaccurate; the surveys will miss households who emigrated with all their members (“permanent emigrants”).

---

43 Tsourapas, G. “Egypt: Migration and Diaspora Politics in an Emerging Transit Country,” *Migration Information Source*, Washington D.C.: Migration Policy Institute, August 8, 2018..

44 See: <https://unstats.un.org/unsd/demographic-social/meetings/2017/new-york-egm-migration-data/Session%207/Session%207%20Egypt.pdf>.



**PRACTICAL CONSIDERATIONS:** CAPMAS's information is extremely comprehensive, yet sometimes difficult to access. Most documentation is in Arabic.

### *Consular Affairs Department, Ministry of Foreign Affairs*

[link here<sup>2v</sup>](#)

The MoFA does not have domestic publications, but CAPMAS published (until 2017) a *Bulletin of Egyptians Abroad*, estimates of Egyptian nationals by host country, based on consular records: [link here<sup>2w</sup>](#).

**Definition of migrant:** citizenship-based.

**PRACTICAL CONSIDERATIONS:** Consular records' figures of expatriates suffer from several drawbacks: 1. figures are limited to expatriates who request being included in records, i.e. visit the embassy or use its services; 2. Most expatriates do not inform the embassy of their departure from a foreign country and may thus remain on record as residing in that country; and 3. Consular records incorporate Egyptian nationals regardless of their country of birth. Figures of expatriates thus include Egyptian migrants and others who were born abroad or are descendants of Egyptian migrants, which does not conform to the UN definition of who is a migrant.

### *Ministry of State for Emigration and Egyptian Expatriates' Affairs (MoSEEA)*

The Ministry's task is to strengthen the bonds between Egypt, its diaspora and expatriates' host states, enforce dialogue and assistance to expatriates, investigate bilateral agreements, as well as coordinate with concerned national, regional and international organisations to exchange information and fundraise for diaspora-related projects. Irregular emigration also fall under the Ministry's purview, which holds advocacy sessions to inform young Egyptians about the dangers of irregular migration and existing legal alternatives. [link here<sup>2x</sup>](#). [link here<sup>2y</sup>](#).

The Ministry of State is in the process of setting up a database of Egyptian expatriates living abroad, based on data collected from different government agencies' and other bodies' own databases: Ministry of Higher Education, the National Elections Authority, the Central Agency for Public Mobilization and Statistics, trade unions, as well as professional syndicates having branches overseas.<sup>45</sup> [link here<sup>2z</sup>](#).

---

#### **FLOW DATA:**

### ***Outflows and inflows of Egyptian nationals***

#### *Sub-Directorate for Employment Abroad, General Directorate for Employment, Ministry of Manpower*

The Ministry of Manpower is in charge of supervising employment, labour relations and emigration of Egyptian workers. The Section for Employment abroad finds and advertises jobs abroad and matches registered job-seekers with opportunities [link here<sup>2a</sup>](#).

However, the Ministry of Interior issues the final clearance and permit to work abroad.

### *General Department for Work Permits - Ministry of Interior*

Prior to effective emigration upon receiving a permit to work abroad, the General Departments for Work Permits of the Interior Ministry controls the situation and validity of the prospective emigrant's details, the validity of the labour contract in relation to the terms of bilateral labour agreements passed. It then issues the labourer with a "permit to work abroad" [link here<sup>bb</sup>](#)

CAPMAS publishes the *Annual Bulletin of Work Permits Issued to Egyptians to Work Abroad*: [link here<sup>bc</sup>](#) (for subscribers).

Some detailed data are available for past years in the "News" section: [link here<sup>bd</sup>](#).

The annual figures, with details on migrants, are also published in the press, for instance: [link here<sup>be</sup>](#).

### *Department of Passports, Immigration and Nationality, Ministry of Interior*

The ministry of Interior records the "permanent emigrants", i.e. the persons who acquired the nationality of their host state; obtained a permanent residency in a foreign state; have been living abroad for at least 10 years; and received a clearance to emigrate in a host country listed on the Ministry of Emigration's records. The migrant is listed as a permanent emigrant after having filled form n°249 in the host state's embassy, stating his/her naturalisation in the host state. The Ministry of Interior decides if the expatriate can or cannot retain his/her Egyptian citizenship.

CAPMAS publishes an *Annual Number of Immigrants who acquired the immigrant characteristics*, which explores the socio-demographic characteristics, place of residence, skill level, etc. of this category of expatriates [link here<sup>bf</sup>](#).

Data on Egyptians permanent migrants' outflows to Western countries are also available in CARIM-South database: [link here<sup>b9</sup>](#).

---

#### **STOCK DATA:**

### **Foreign immigrants in Egypt**

#### *Central Agency for Public Mobilization and Statistics (CAPMAS)*

Census 2017 include a question on citizenship and reason of residence in Egypt for Foreigners, a question on duration of stay in the current place of residence (in years). Those who changed their place of residence during the last 10 years (since November 2006), were asked about their previous place of residence and reason for change. As of September 2019, the migration module of the census was not published.

Previous censuses had modules covering foreign residents: [link here<sup>bh</sup>](#).

**Definition of migrant:** citizenship-based (non-national).

**PRACTICAL CONSIDERATIONS:** Since the birth right for citizenship and maternal transmission of citizenship do not apply in Egypt, a share of the foreign residents, born in Egypt but not naturalised, are not "migrants" according to the UN definition. For instance, the children of foreign parents, or children of a foreign father and Egyptian mother.

## *Directorate of Passports, Immigration and Nationality, Ministry of Interior*

The Directorate issues residence permits and travel documents to Palestinians who arrived in Egypt before 1967. For those who arrived after the 1967 war, mainly from Gaza, residency and travel documents are issued by the AOGG (Administration Office of the Governor of Gaza).<sup>46</sup>

---

### **FLOW DATA:**

## ***Inflows and outflows of foreign nationals to and from Egypt***

### *General Directorate of Permits and Management of Foreign Labour, Ministry of Manpower*

The Ministry of Manpower issues labour permits to foreign labourers, in the event the post cannot be filled by an Egyptian national. After a work permit is obtained, the foreign national's visa (whether tourist or temporary) is converted into a work visa, with the same duration as the work permit.

The Ministry publishes on its website yearly figures of permits granted by type (first issuance, renewals), disaggregated by citizenship of the holder [link here<sup>bl</sup>](#).

CAPMAS publishes

- an *Annual Bulletin of Foreign Labourers Employed in the Private and Investment Sector*; based on labour permits statistics: [link here<sup>bl</sup>](#) (for subscribers).

Palestinians were the only foreign nationals singled out, making up 9% of foreign employees in the sector in 2017, down from 15% in 2016.

- *An Annual Bulletin of Foreigners Working in Government/Public & Public Business Sectors* [link here<sup>bk</sup>](#) (for subscribers)
- *An Annual Bulletin of Foreign Employees in A.R.E Governmental/Public Sector* [link here<sup>bl</sup>](#) (for subscribers).

---

46 <https://www.refworld.org/docid/55dec5094.html>.

# Jordan

Jordan has no systematic registration system for expatriates. It is thus difficult for Jordanian authorities to precisely map their expatriates. One possible reason for this is that the general highly skilled profile of Jordanian migrants enables them to secure employment abroad through their own resources, without large numbers relying on governmental or other institutional employment programmes.

---

## STOCK DATA:

### *Jordanian emigrants abroad and stocks of returnees in Jordan*

#### *Department of Statistics (DoS)*

The Department of Statistics is the body officially in charge of releasing statistical information, in coordination with all government agencies in the Kingdom.

#### Population Census

Jordan's last comprehensive population census took place in April 2015, following others conducted in 1961, 1979, 1994 and 2004: [link here<sup>bm</sup>](#)

Census data only provides estimates for a subset of Jordanians abroad and for returnees (see below, definition of Jordanians abroad used in censuses). A selection of tables presenting census results (census data bank) include data on Jordanians abroad, yet only disaggregated by demographic characteristics and geographic origin in Jordan. [link here<sup>bm</sup>](#).

#### Definition of migrant:

Jordanians away from home for less than one year and keeping a home in Jordan. Their departure may be either for work purposes or when accompanying other migrants. On the other hand, students, people treated in hospitals abroad and members of the Jordanian contingent in the UN are counted regardless of their duration of stay.<sup>47</sup> Citizens on long-term contracts or who durably settle abroad are not counted.

**PRACTICAL CONSIDERATIONS:** census data do not capture the totality of expatriate Jordanians; since the data is collected from household members remaining in Jordan, those who emigrated as a household are not reached.

#### Sample surveys

**Jordan Labour Market Panel Survey (2010 and 2016).** The two waves of the panel survey were designed and administered by the Economic Research Forum (ERF) in cooperation with the DoS and the National Centre for Human Resources Development (NCHRD). The household questionnaire contains questions on expatriate household and family members, focusing on their socio-demographic profile, education and skills, destination country and migration history, as well as employment history and current activity. Sample: 5,000 households, covering about 25,000 individuals. [link here<sup>be</sup>](#); [link here<sup>be</sup>](#).

---

<sup>47</sup> See definition of "Jordanians abroad" (*Al-Urduniyyūn fī al-kharīj*): [http://www.dos.gov.jo/dos\\_home\\_a/main/population/census2015/methodology/Chap\\_2definitions.pdf](http://www.dos.gov.jo/dos_home_a/main/population/census2015/methodology/Chap_2definitions.pdf), p. 24. The same definition is used for previous censuses.

**PRACTICAL CONSIDERATIONS:** The share of the Jordanian expatriates born abroad may not be reflected in the questionnaires due to the nationality criteria followed. The second wave not only recontacted origin households and their split-offs, but also added a large refresher sample that oversampled neighbourhoods with a high proportion of non-Jordanian household heads. The survey is carried out among households residing in Jordan, and thus could not collect data on whole households that moved and had no one left to provide responses. The JLMPS is, therefore, likely to underestimate current migration.

**Jordan-HIMS survey (2014)** conducted by DoS, as part of the Households International Migration Surveys in the Mediterranean countries programme (MED-HIMS).<sup>48</sup> The questionnaires include the socio-demographic characteristics of place of birth, age, sex, marital status, fertility, educational status. It covers information related to migration such as motives for moving abroad and information on the decision-making process, the migration history of a person including employment status before migration, number of times they moved, how they financed their migration, the length of time they resided at their previous destination, their work history, and future migration intentions, migration networks and process, as well as information about what contacts the person had with recruiters, the person's perceptions of migration and even other information on remittances. Sample: **50,699 Jordanian households residing in Jordan. These included 1,340 current migrants** aged 15 and above, interviewed in Jordan directly or indirectly through proxy, who were asked to provide information about persons from their households who have moved, as well as **1,164 return migrants** aged 15 and above. Respondents were interviewed in Jordan directly. [link here](#).<sup>49</sup>

**PRACTICAL CONSIDERATIONS:** The share of the Jordanian expatriates born abroad may not be reflected in the questionnaires due to the nationality criteria followed. The sample size for expatriates and returnees is limited, as is the sampling method. The survey is carried out among households residing in Jordan, and thus could not collect data on whole households that moved and had no one left to provide responses (HIMS, 2016: 7).

### *Ministry of Foreign Affairs and Expatriates (MoFAE), Department of Expatriates*

Consular records are maintained by the consular services of Jordanian embassies abroad and include data collected on expatriates who visit the embassy for a variety of services. The types of services commonly include passports services, citizenship claims and vital records. Since 2009, the MoFAE has been compiling a searchable database of expatriates which incorporates the consular records. A database referred to as *Izwitna* aims to collect data on expatriates by means of voluntary registration to access a gateway which will make targeted services available to Jordanians abroad [link here](#).<sup>50</sup>

**PRACTICAL CONSIDERATIONS:** Figures of expatriates extracted from consular records are not public; Additional limitations to using consular records as a potential source to estimate and locate expatriates are: 1. figures are limited to expatriates who request being included in records, i.e. visit the embassy or use its services; 2. Most expatriates do not inform the embassy of their departure from a foreign country and may thus remain on record as residing in that country; and 3. Consular records incorporate

---

48 <http://ec.europa.eu/eurostat/web/european-neighbourhood-policy/enp-south/med-hims>

Jordanian nationals regardless of their country of birth. Figures of expatriates thus include Jordanian migrants and others who were born abroad or are descendants of Jordanian migrants, which does not conform to the UN definition of who is a migrant.

#### FLOW DATA:

### *Outflows and inflows of Jordanian nationals across Jordan's borders*

#### *Border and Residence Department (Ministry of Interior, Public Security Directorate)*

The Borders and Residence Department handles entry and departure procedures for Jordan, from all border crossings. The Department computes arrival and departure data by nationality but publishes only outdated and aggregated statistics of border crossings [link here<sup>bs</sup>](#).

Annual figures of arrivals and departures by nationality of traveller/migrant are published in the DoS Statistical Yearbooks (see chapter "Travel, Tourism and Services"). [link here<sup>bt</sup>](#).

#### PRACTICAL CONSIDERATIONS:

- Data is comprehensive and should encompass all entries and exits of Jordanian nationals. It allows researchers to calculate net migration flows in a given period.
- Border cards that included useful details of travellers have been cancelled, which means that less information is available on a purpose of stay following the mid-2000s, and no information is available on the purpose of a departure.
- The accuracy of border crossing data can be unreliable (*See Part I of this report.*)
- Current technical obstacles for data collection remain, such as incomplete computerisation of border crossing infrastructure. Researchers should also consider that timely and accurate data transmission to the Ministry of Interior central device may also be incomplete.

#### *Department of Civil Status and Passports (Ministry of Interior)*

The Department of Civil Status computes births and deaths that took place abroad, which is transmitted from consular posts. Vital statistics are contained in the DoS Statistical Yearbook according to place of occurrence. (See chapter "Vital statistics") [link here<sup>bu</sup>](#)

#### *Ministry of Labour*

The Ministry of Labour (MoL) encourages and facilitates Jordanian labour emigration by collating job vacancies abroad. Through the National Electronic Employment Services ([link here<sup>bv</sup>](#)), the MoL maintains its employment office and online portal, which is managed by the Employment Directorate. The Section of Employment Of-

fices and Workers Abroad regulates and supervises the activities of private recruitment agencies and operates under the Employment Directorate of the MoL. Statistics on the flows of Jordanians who were matched with job opportunities abroad are not available [link here<sup>bw</sup>](#).

---

**STOCK DATA:**

## *Foreign immigrants in Jordan*

### *Department of Statistics (DoS)*

The processing of the last census conducted in 2015 pinpointed two foreign populations:

<b>Refugees:</b>	Among these foreign nationals holding valid proof of their status, <sup>49</sup> only Egyptians and Palestinians are singled out and other SPCs nationals are aggregated with other nationalities. Data for selected nationalities are disaggregated by detailed place of birth (including Jordan), sex, registration status and duration of stay in Jordan.
<b>Non-Jordanians</b>	Foreign residents are disaggregated by nationality in one table only (Table 8.1: Distribution of Non-Jordanian Population Living in Jordan by Sex, Nationality, Urban/ Rural and Governorate). <a href="#">link here<sup>bx</sup></a> .
<b>Definition of migrant:</b>	citizenship-based (non-national).

**PRACTICAL CONSIDERATIONS:** Since the birth right for citizenship and maternal transmission of citizenship do not apply in Jordan, a share of the foreign residents, born in Jordan but not naturalised, are not "migrants" according to the UN definition. For instance, some Palestinians descendants of Gaza refugees, or children of a foreign father and a Jordanian or a foreign mother. Political issues also come into question; for example that of the multi-tier Jordanian citizenship documents (temporary passports for West Bank residents). Some Jordanian of Palestinian descent had their five-year passports withdrawn in the early 2010s, as they were considered non-residents of the East Bank by the Jordanian authorities.

### *Ministry of Labour*

The Ministry of Labour is in charge of delivering labour permits to foreign workers. Cooperation with Egypt, the largest supplier of foreign labourers to Jordan, is a major stake: [link here<sup>by</sup>](#). Statistics on labour permits' holders by nationality, sector, occupation, socio-demographic characteristics and wage category are available in MoL's Statistical Yearbooks (in Arabic, available since 2011) [link here<sup>bz</sup>](#).

The data is reproduced in English on the website of The Human Resources Information (HRI) database of AL-Manar project at the National Center for Human Resources Development (NCHRD) [link here<sup>ca</sup>](#).

**PRACTICAL CONSIDERATIONS:** Records of permit holders do not include all foreign labourers, since irregularity is common in Jordan.

---

49 [http://www.dos.gov.jo/dos\\_home\\_a/main/population/census2015/methodology/Chap\\_2definitions.pdf](http://www.dos.gov.jo/dos_home_a/main/population/census2015/methodology/Chap_2definitions.pdf).

## *Social Security Corporation (SSC)*

All workers, including foreign nationals, employed in sectors governed by the labour law are mandatorily affiliated to a Social Security scheme if they have completed sixteen years of age. The SSC website releases statistics on affiliates by nationality, sometimes disaggregated by country of citizenship of affiliates. [link here<sup>4b</sup>](#) (in Arabic only since 2015).

**PRACTICAL CONSIDERATION:** The SSC information only includes a limited subsample of non-nationals employed in the Kingdom and family members (163,000 in May 2019).<sup>50</sup> Due to their large numbers, only Egyptians are singled out among foreign affiliates. Detailed figures recording the numbers of other SPCs' nationals would have to be requested from the Corporation.

## *United Nations Relief and Work Agency for Palestinian Refugees in the Near East (UNRWA)- Jordan*

UNRWA is the UN body dedicated to the Palestinian refugees settled in The West Bank, the Gaza Strip, Lebanon, Syria and Jordan. Its human development and humanitarian services encompass primary and vocational education, primary health care, relief and social services, infrastructure and camp improvement, microfinance and emergency response, including in situations of armed conflict. 18% of UNRWA-registered refugees from Palestine in Jordan live in 10 refugee camps officially recognised by Jordanian authorities, which manage these camps (see below, the DPA-MoFAE).

UNRWA defines Palestinian refugees as "persons whose normal place of residence was Palestine during the period 1 June 1946 to 15 May 1948, and who lost both home and means of livelihood as a result of the 1948 conflict."<sup>51</sup>

UNRWA's website has a number of statistical publications on the number and characteristics of Palestinian refugees registered in Jordan in its "resources" section: [link here<sup>4c</sup>](#).

**PRACTICAL CONSIDERATIONS:** UNRWA-registered refugees may not be migrants, since they are born in their host country. Moreover, 85% of Palestinian refugees are Jordanian nationals, holding a Jordanian national number. Figures of registered Palestinian refugees born abroad (outside the East Bank and the West Bank, annexed by Jordan between 1948 and 1967) are not available from this source.

## *Department of Palestinian Affairs (DPA), Ministry of Foreign Affairs and Expatriates*

Among other tasks, the DPA supervises the affairs of Palestinian refugees and displaced, and manages Palestinian camps' issues. DPA also supervises activities and work programs of UNRWA in Jordan.

Some characteristics of the camp population, and especially, migrants among them, may be found in the documentation provided by the Department: [link here<sup>4d</sup>](#). Especially, a cooperation between DPA and the Norwegian Foundation for Research and Study (Fafo) gave way to the comprehensive survey on refugee camps' dwellers, among whom foreign migrants from various countries "Living conditions of Palestinian camp refugees, Jordan 2011" [link here<sup>4e</sup>](#) (Arabic); [link here<sup>4f</sup>](#); [link here<sup>4g</sup>](#) (English) and the project "Using recent Palestinian refugee-camp statistics" (2016) [link here<sup>4h</sup>](#) (summary in English); [link here<sup>4i</sup>](#) (report in Arabic).

**PRACTICAL CONSIDERATIONS:** camp dwellers are Palestinian refugees from all profiles, including some neither migrants nor foreigners: Refugee from 1948; Displaced from 1967; Refugee from 1948, then displaced in 1967; and Gaza Palestinians,

50 <http://www.jordantimes.com/news/local/some-13m-people-covered-under-social-security-umbrella>.

51 <https://www.unrwa.org/palestine-refugees>.



most of whom are considered foreigners in Jordan. Camps' population also comprises migrant third-country nationals, among whom Egyptians.

---

**FLOW DATA:**

## ***Inflows and outflows of foreign nationals to and from Jordan***

### ***Border and Residence Department (Ministry of Interior, Public Security Directorate)***

#### **Arrivals and departures**

The Borders and Residence Department handles entry and departure procedures for Jordan, from all border crossings and computes arrival and departure data by nationality. Annual figures of arrivals and departures by nationality of traveller/migrant are published in the DoS Statistical Yearbooks (see chapter "Travel, Tourism and Services"). [link here<sup>d</sup>](#).

#### **Residency permits data**

The Department issues residency permits to foreign residents. The Department's website only published aggregated data for selected years (as of June 2019) and figures of residency permits granted are not available elsewhere.

[link here<sup>d</sup>](#); [link here<sup>d</sup>](#) (English)[link here<sup>em</sup>](#)(Arabic)

### ***Ministry of Labour.***

First permits data: The Ministry of Labour's statistics distinguishes labour permits granted for the first time (new entrants) from the permits renewed to foreign workers. See MoL's Statistical Yearbooks: [link here<sup>en</sup>](#).

# Lebanon

Lebanon has no statistical apparatus allowing to figure out the size of its resident population. No census was conducted since 1932. The numbers (hence, definitions) of the Lebanese resident population, of Lebanese expatriates, of foreign citizens qualifying for Lebanese citizenship, etc. are all fraught with political implications.<sup>52</sup> Therefore, data on immigrants (among whom, SPCs' nationals) and expatriates' flows, stocks and characteristics are fragmentary and of questionable reliability. Moreover, alternative sources such as emigrants' civil society organisations are many and divided along sectarian, political and other lines.

---

## STOCK DATA:

### *Lebanese emigrants abroad and stocks of returnees in Lebanon*

#### *Ministry of Foreign Affairs*

The Ministry does not publish statistics on its activities and services, but information may be collected from relevant departments. Furthermore, the Ministry has attachés for emigration affairs to diplomatic missions in states of emigration.

#### **General Directorate for Political and Consular Affairs**

The Foreigners' Section coordinates between Lebanon's missions abroad, foreign missions in Lebanon and the General Directorate for General Security of the Interior Ministry concerning: entrance visas' applications for foreigners visiting Lebanon, as well as issuance and renewal of travel documents of Palestinian refugees registered in Lebanon.

The Consular Section looks after duties carried out by Lebanon's missions abroad: verifying, issuing and renewing identity, travel and other official documents, recording of events, assistance to Lebanese abroad, etc.

**Directorate for Lebanese Abroad** The main goal of the General Directorate for Emigrants Affairs is to enhance the relations between the country and the emigrants and to cooperate with them in different fields, including keeping touch with associations of Lebanese abroad ([link here<sup>52</sup>](#)), Lebanese educational institutions abroad ([link here<sup>52</sup>](#)) and monitoring expatriates' distance voting ([link here<sup>52</sup>](#)). The Directorate also launched initiatives such as the Lebanese Diaspora Energy conferences to strengthen the link between the Lebanese State and expatriates and Diaspora's cultural and identity affiliation to Lebanon, as well as promote investments from expatriates ([link here<sup>52</sup>](#)).

#### *Diaspora-based cultural, charitable, and socio-economic organizations*

These are too many to be quoted. They are often divided along sectarian and political lines and have various levels of affiliation to/ cooperation with the Lebanese government.<sup>53</sup> They do not share figures of their members. However, they may provide data on specific subgroups among the expatriates.

---

52 See: De Bel-Air F. "Migration Profile: Lebanon", *MPC Policy Brief*, Issue 2017/12, May 2017.

53 See on Lebanese diaspora organisations: Fakhouri, T. "Lebanese Communities Abroad: Feeding and Fuelling Conflicts", *Arab Research Initiative Research Papers*, 5 December 2018 (<https://www.arab-reform.net/publication/lebanese-communities-abroad-feeding-and-fuelling-conflicts/>).

Among these are: The World Lebanese Cultural Union (WLCU), an international, secular, non-profit organization sponsored by the Government of Lebanon but working independently in cooperation with Lebanese emigrants abroad. WLCU/ULCM has offices in many major centers of Lebanese presence worldwide ([link here<sup>65</sup>](#)). Lebanon Connect is another of the Diaspora projects by the Lebanese Ministry of Foreign Affairs and Emigrants. It fosters economic opportunities between Lebanese communities around the world. The Invest in Lebanon Initiative was created to encourage the Diaspora to invest in Small and Medium Enterprises in Lebanon across all sectors in order to support entrepreneurship and stimulate economic growth and jobs creation. [link here<sup>67</sup>](#). Transfer of Knowledge through Expatriate Nationals (TOKTEN) ([link here<sup>69</sup>](#)) and Live Lebanon ([link here<sup>69</sup>](#)) initiatives are both managed by the United Nations Development Program. They mostly target highly-skilled professionals for technical expertise and focus on transforming the diaspora into development partners.

### *Lebanese Emigration Research Center, Notre Dame University, Louaize*

The LERC's activities are specifically devoted to studying migration, and especially, the Lebanese emigrants' contribution to their ancestral land and to their new home countries. The Center published a wealth of studies and books on all topics related to Lebanese expatriates. It also aims to archive all resources possible on the topic ([link here<sup>66</sup>](#)).

---

#### **FLOW DATA:**

### ***Outflows and inflows of Lebanese nationals across Lebanon's borders***

#### *Central Administration of Statistics (CAS).*

The Department for Household and Social Statistics is responsible for conducting or contributing to sample surveys including modules on expatriates over a given period of time, and/or intentions to migrate. Data is collected from families residing in Lebanon. No survey has been conducted or data made available on international migration since 2009.

- Intentions to migrate: UNDP; ILO; Ministry of Social Affairs of Lebanon and Central Administration of Statistics (CAS). *Households Living Conditions Survey 2007*, Beirut, 2008 (in Arabic, Annexed Tables in Arabic and English). [link here<sup>68</sup>](#)
- Expatriated members of household: UNICEF and CAS. *Multiple Indicators Cluster Survey (MICS)- round 3-2009*, Beirut: CAS, Dec. 2010 (in Arabic, Annexed Tables in Arabic and English). [link here<sup>69</sup>](#)

A selection of these survey data is available in CAS. "Population and housing characteristics in Lebanon", *Statistics in Focus (SIF)*, Issue number 2, April 2012, pp. 8-10 (in English). [link here<sup>67</sup>](#).

#### *Observatoire Universitaire de la Réalité Socio-Economique (OURSE), Saint-Joseph University, Beirut.* [link here<sup>64</sup>](#)

The OURSE has conducted sample surveys on migration patterns and aspirations among young Lebanese since 2001. These surveys are one of the very few sources of data on the resident and expatriated Lebanese population. Results of these surveys are displayed in the following publications:

Kasparian, Ch. *L'entrée des jeunes dans la vie active et l'émigration des Libanais depuis 1975*, Presses de l'Université Saint Joseph, 2003.

Kasparian, Ch. *L'émigration des jeunes Libanais et leurs projets d'avenir*, vol. 1: « Les jeunes Libanais dans la population résidente » and vol. 2: « Les jeunes Libanais dans la vague d'émigration de 1992 à 2007 », Beyrouth: Presses de l'Université Saint-Joseph, 2009.

Kasparian, Ch. *L'apport financier des émigrés et son impact sur les conditions de vie des Libanais*, Beyrouth : presses de l'USJ, 2014.

Kasparian, Ch. *Le devenir des diplômés de l'Université Saint-Joseph, 2009-2013*, Beyrouth : presses de l'USJ, 2019 [link here<sup>db</sup>](#).

### *Institute for Migration Studies, Lebanese American University (LAU), Beirut.*

The IMS undergoes several research projects and activities pertaining to Lebanese emigration (job creation, highly-skilled emigration, etc.) [link here<sup>dc</sup>](#). The creation of a databank on the Lebanese Diaspora has been announced for some years [link here<sup>dd</sup>](#).

---

#### **STOCK DATA:**

### ***Foreign immigrants in Lebanon***

#### *General Directorate of Political Affairs and Refugees (DPRA), Ministry of Interior and Municipalities*

This department is in charge of maintaining the records of Palestinian refugees registered in Lebanon, of registering them and issuing them civil documentation, including travel documents. Palestine refugees in Lebanon are considered to be foreigners who do not carry documentation from their countries of origin, and reside in Lebanon on the basis of residency cards issued by the Directorate of Public Security, or identity cards issued by the DPRA. Those registered with DPRA and UNRWA are issued a personal ID card which states that s/he is a Palestinian refugee in Lebanon. Some Palestinians did not request UNRWA's assistance, but are registered with DPRA<sup>54</sup> [link here<sup>de</sup>](#).

#### *United Nations Relief and Work Agency for Palestinian Refugees in the Near East (UNRWA)- Lebanon*

UNRWA's website has a number of statistical publications on the number and characteristics of Palestinian refugees registered in Lebanon in its "resources" section: [link here<sup>df</sup>](#).

The American University of Beirut (AUB), together with UNRWA, conducted a survey spanning the twelve refugee camps and areas outside the camps in Lebanon. The survey included 2,974 Palestinians Refugees from Lebanon (PRL) households and 1,050 Palestinian Refugees from Syria (PRS) households.<sup>55</sup>

---

54 See: <https://www.justice.gov/eoir/page/file/1075906/download>

55 See: Chaaban, J., Salti, N., Ghattas, H., Irani, A., Ismail, T., Batlouni, L. "Survey on the Socioeconomic Status of Palestine Refugees in Lebanon 2015", Beirut: AUB/UNRWA, 2016 <https://www.unrwa.org/resources/reports/survey-economic-status-palestine-refugees-lebanon>.

**PRACTICAL CONSIDERATIONS:** UNRWA-registered refugees may not be migrants, since they are born in their host country, but there are not nationals in Lebanon and most hold a travel document. Figures of registered Palestinian refugees born outside Lebanon are not available from this source.

---

**FLOW DATA:**

***inflows and outflows of foreign nationals to and from Lebanon***

***General Directorate for General Security, Ministry of Interior and Municipalities***

The GDGS records international flows (inbound/outbound) at borders and stocks of foreign nationals in the country. It monitors the entry, stay, residence and departure of foreigners through the issuing of entry visas, the delivery of permanent and/or temporary residence permits and supervises all the procedures regarding naturalization requests. The Palestinian refugees residing in Lebanon or coming from abroad are granted special traveling and residency documents ([link here<sup>dg</sup>](#)).

The GDSG does not publish data on permits granted but data on international flows is published in the CAS' statistical yearbook (until 2014) ([link here<sup>dh</sup>](#)) and thematic time series ([link here<sup>di</sup>](#)).

***Bureau of the Labour Force, Departments of Employment and Foreign Labour's Monitoring, Ministry of Labour***

The Ministry issues new labour permits, renews and cancels the permits granted to foreign labourers legally employed in Lebanon, and publishes statistics related thereto, disaggregated by selected nationalities of migrants. Due to their number, only Egyptian nationals are singled out and other SPCs' nationals are aggregated. Moreover, irregularity is frequent in the country; therefore, statistics of permits issued are only indicative. [link here<sup>di</sup>](#) (in Arabic only).

# Morocco

Managing employment opportunities abroad has always been high on the Moroccan government's political agenda, together with maintaining links with Moroccan Residing Abroad (Marocains Résidents à l'Étranger-MRE) and mobilising their competences. However, irregular migration of nationals and third-country nationals to Europe through Morocco put the country under international pressure to secure the EU's external borders and address the issue of immigration.

---

## STOCK DATA:

### *Moroccan emigrants abroad and stocks of returnees in Morocco*

*Bureau of Consular and Social Affairs (DACs), Ministry of Foreign Affairs and International Cooperation*

The DACs maintains the consular records, where Moroccan citizens residing abroad (MRE) are registered during their stay, under the condition that they are in legal situation in the host country. Events such as marriages and divorces, births and deaths are also recorded in these registries. The Ministry's website does not propose data on the number of MRE by country of residence, but some yearly figures are available from the High Commissioner for Planning's website (1998 to 2006, not updated) [link here<sup>dk</sup>](#), as well as from the publications of the Hassan II Foundation (see supra).

**Definition of MRE:** citizenship based.

**PRACTICAL CONSIDERATIONS:** Since Consular records incorporate registered nationals, even the born-abroad, second- or third-generation nationals, the definition of migrant does not abide by the UN standards. Moreover, registration on Consular records depends on the will of the expatriates; some emigrants may thus not be incorporated as residing abroad, for instance the migrants in irregular administrative situation. Conversely, departed MREs may not be removed from the records.

*Ministry in Charge of Moroccans Abroad and of Migration Affairs (MCMREAM), Ministry of Foreign Affairs and International Cooperation*

The MCMREAM enacts government policy towards MRE and immigrants in Morocco, in coordination with relevant governmental and external stakeholders and actors [link here<sup>dl</sup>](#).

One of the tasks of the ministry is to provide evidence and data to assist in the decision-making process. A network of Moroccan migration specialists and researchers was set up and studies have been commissioned, focussing on specific questions related to Moroccan migrants and migration characteristics ([link here<sup>dm</sup>](#)). Among these, a mapping of the Moroccan expatriates in the OECD countries conducted in 2017 (Sharaka project), in collaboration with OCDE and the Centre d'Etudes et de Recherches Démographiques (CERED) [link here<sup>dn</sup>](#) ; [link here<sup>do</sup>](#).

A database of associations of Moroccans overseas is also under construction ([link here<sup>dp</sup>](#)).

## *High Commissioner for Planning (Haut Commissariat au Plan-HCP).*

The HCP is the prime producer of statistical information in Morocco, in the economic, social and demographic fields ([link here<sup>dq</sup>](#)) It has a Center for Demographic Studies and Research (Centre d'Etudes et de Recherches Démographiques- CERED) ([link here<sup>dt</sup>](#)). The HCP also publishes Statistical Yearbooks and many thematic studies of interest to migration studies [link here<sup>ds</sup>](#).

### **Census 2014**

Data were collected on members expatriated abroad from surveyed households, by country of residence, age, sex, relation to head of household.<sup>56</sup> To date (September 2019), no analysis of migration data was published, but the HCP made available some anonymised microdata (a 10% sample of all census household and individual questionnaires) to researchers. These comprise information on expatriated household members [link here<sup>dt</sup>](#)

### **Sample surveys**

The HCP conducted several surveys on Moroccan emigrants abroad, their profile and situation in host countries (in Europe), especially during the 2000s.

[link here<sup>du</sup>](#); [link here<sup>dv</sup>](#).

A survey of the Moroccans Residing Abroad, focussing on a sample originating from Tadla-Azilal region was also conducted in 2013, as a pilot survey preliminary to conducting the MED-HIMS (Households International Migration Surveys in the Mediterranean countries) survey on Morocco.<sup>57</sup> [link here<sup>dw</sup>](#).

**PRACTICAL CONSIDERATIONS:** the interviews on expatriates were conducted in Morocco, from present household members, or during periods of presence of expatriates in their household (holidays, visits). The sampling of surveys focussing exclusively on emigrants was done on the basis of the socio-demographic structure of returned Moroccans, as captured by researchers. Therefore, no data is available on households which emigrated with all their members, and/or were not interviewed during a visit in Morocco.

## *Hassan II Foundation for the Moroccans Residing Abroad (Fondation Hassan II pour les Marocains Résidant à l'Étranger)*

The Fondation was established by royal decree in 1990. It works to strengthen the link between the MRE and Morocco and run many cultural, legal, economic and social activities and programmes to that effect [link here<sup>dx</sup>](#).

Under the umbrella of the Observatory of the Moroccans Residing Abroad, several research reports on the MREs were drafted, some of them with the assistance of IOM. Entitled "Marocains de l'Extérieur" (Moroccans Overseas), these reports offer a very comprehensive documentation and analysis of the diverse profiles, contexts and issues characterising MREs by host region, at different dates (2003, 2007, 2013, 2014, 2017) [link here<sup>dy</sup>](#); [link here<sup>dz</sup>](#). The reports include data taken from the Bureau of Consular and Social Affairs of the Ministry of Foreign Affairs and International Cooperation.

56 See questionnaire: <https://rgph2014.hcp.ma/attachment/511279/>.

57 <http://ec.europa.eu/eurostat/web/european-neighbourhood-policy/enp-south/med-hims>

## *Council for the Moroccan Community Abroad (Conseil de la communauté marocaine à l'étranger- CCME)*

The CCME is tasked with monitoring and assessing public policies directed at MRE, to defend their interests inside and outside Morocco, streamline MRE's contribution to Morocco's social, human and economic development and strengthen Morocco's ties with MRE's host countries. Several studies and research initiatives address MRE's competences and conditions abroad, as well as irregularity among Moroccan migrants: [link here<sup>ea</sup>](#).

---

### **FLOW DATA:**

## ***Outflows and inflows of Moroccan nationals***

### *Higher Planning Committee (Haut Commissariat au Plan-HCP)*

**HCP Database:** Presents some figures indicating migration rates for past periods and projections: [link here<sup>eb</sup>](#)

**Sample surveys** Several surveys were conducted by HCP, on the flows of irregular migrants from Morocco, as well as on return migrants back to the country and their characteristics, in the decade 2000 to 2010. Some data on migrants' outflows are also available in the Enquêtes Démographiques à passages répétés (2009-2010) [link here<sup>ec</sup>](#); [link here<sup>ed</sup>](#).

### *General Directorate for General Security (Direction Générale de la Sûreté Nationale- DGSN), Ministry of Interior*

**Arrivals at borders** The DGSN records the flows of travellers at Morocco's border crossings, by nationality, residence status, mean of transportation (air, sea, road) and demographic characteristics. The Directorate elaborates monthly tables of entries and exits, based on passengers' cards. These statistics ceased to be published in HCP's Statistical Yearbooks in the 2000s.

Data on entries (arrivals) by nationality are transmitted to the Tourism Ministry. The Ministry publishes monthly statistics, which distinguish MREs among non-residents. Figures for resident Moroccan nationals are not available. Figures of exits are not available. [link here<sup>ee</sup>](#); [link here<sup>ef</sup>](#)

### *Directorate of Employment, Ministry of Labour and Employability (Ministère de l'Emploi et de l'Insertion Professionnelle- MTIP)*

The Ministry manages, promotes and follows up on legal employment abroad for Moroccan job-seekers, through the French Bureau of Immigration (OFII) to France, or through the employment agency ANAPEC. A selection of statistics on labourers' annual outflows by gender, activity sector, type/duration of contract and country of destination are available in MTIP's reports: [link here<sup>eg</sup>](#). These show that France and Spain are the main destination for beneficiaries of the Ministry's overseas employment services.



*National Agency for the Promotion of Employment and Competencies (Agence nationale de promotion de l'emploi et des compétences- ANAPEC)*

ANAPEC is Morocco's governmental employment Agency. Among its services, it collects and disseminates overseas employment offers, and works with its foreign partners to implement employment placements abroad. It has a very large database of offers and CV, destined to employers and job-seekers [link here<sup>eh</sup>](#).

*International Forum of Moroccan Competencies Abroad (Forum International des Compétences Marocaines Résidant à l'Étranger)*

The FINCOME was set up in 2007 to mobilize the skills and investments of Moroccans abroad to support development projects under the national economic and social plan. It is one of the many public and public/private initiatives aiming to reach out to the Moroccan diaspora (see also, for instance, Transfer of Knowledge through Expatriate Nationals (TOKTEN) and [Maghribcom](#) initiatives [link here<sup>ei</sup>](#); [link here<sup>ej</sup>](#)).

*Moroccan Association for Studies and Research on Migration (Association Marocaine d'Etudes et de Recherches sur les Migrations- AMERM).*

The AMERM is an independent research structure, gathering social scientists from various Moroccan and foreign higher education establishments, interested in all aspects of migration from and to Morocco as well as the Maghreb region. It aims to develop migration studies in the region, create synergies between migration stakeholders and advocates for dialogue between research and policy-makers [link here<sup>ek</sup>](#).

---

**STOCK DATA:**

***Foreign immigrants in Morocco***

*Higher Planning Committee (Haut Commissariat au Plan-HCP)*

**Census 2014**

Data were collected on foreign residents and households, by country of birth, country of nationality, age, sex, relation to head of household, economic activity, place of residence, housing conditions.<sup>58</sup> A selection of results is available in the report: [link here<sup>el</sup>](#). Among SPCs' nationals, Algerians were the most numerous (5,710, or 6.8% of all foreign residents).

Previous censuses also collected comparable data on foreign residents, analysed here: [link here<sup>em</sup>](#).

---

**FLOW DATA:**

***Inflows and outflows of foreign nationals to and from Morocco***

*General Directorate for General Security (Direction Générale de la Sûreté Nationale- DGSN), Ministry of Interior*

**Arrivals at borders**

The DGSN records the flows of travellers at Morocco's border crossings, by nationality, residence status, mean of transportation (air, sea, road) and

---

58 See questionnaire: <https://rgph2014.hcp.ma/attachment/511279/>.

demographic characteristics. The Directorate elaborates monthly tables of entries and exits, based on passengers' cards. These statistics ceased to be published in HCP's Statistical Yearbooks in the 2000s.

Data on entries (arrivals) by nationality are transmitted to the Tourism Ministry. The Ministry publishes monthly statistics. Figures of exits are not available. [link here<sup>en</sup>](#); [link here<sup>eo</sup>](#).

#### **Residence permits**

The DGSN issues residence permits to foreign residents (unpublished).

### *Directorate of Employment, Ministry of Labour and Employability (Ministère de l'Emploi et de l'Insertion Professionnelle- MTIP)*

The MTIP assesses the validity of foreign job seekers' documentation and grants a visa stamp on the labour contract. Foreign job-seekers are then eligible to the Ministry's placement services, as well as ANAPEC's. [link here<sup>en</sup>](#).

Some information on foreign labourers employed in Morocco in 2017 are available in the report [link here<sup>en</sup>](#). Algerian, Tunisian and Egyptian workers make up respectively 4, 2 and 1% of foreign labourers in Morocco. By virtue of bilateral agreements, Algerians and Tunisians are among the nationalities enjoying facilitated access to Morocco's labour market.

# Palestine

“Migration from, to and through the occupied Palestinian territory raises issues different from those in the other countries of the Southern and the Eastern Mediterranean”.<sup>59</sup> The history of Palestinian forced migration sets as a priority for the PA’s policy apparatus to document the socio-demographic effects, among other consequences of Israel’s policies and non-abidance to the terms of resolution 194 on the right of return and compensation. The main characteristic of the Palestinian population is, indeed, its disconnection from a clearly bordered territory, as well as citizenship. The other priority set by the authorities is to curb the brain drain and enhance links with the Palestinian Diaspora. However, the discontinuity of the Palestinian territory, Israel’s control over migration and circulation and consequently, the difficulty to retain and attract competences, partly explain the Palestinian Authority’s inability to implement migration policies, despite strong international and foreign assistance.

---

## STOCK DATA:

### *Palestinian emigrants abroad and stocks of returnees to Palestine*

#### *Palestinian Central Bureau of Statistics (PCBS)*

The Palestinian Central Bureau of Statistics develops the Palestinian official statistical system, organizes the process of data collection and utilization for statistical purposes. It conducts censuses, sample surveys, compiles and analyses statistics from other domestic and international sources, contributes to building the different administrative records and central registers, including the voting register based on the population register. [link here<sup>60</sup>](#). PCBS releases figures of population inside Palestine, as well as in diaspora [link here<sup>61</sup>](#).

#### **Census of Population, Housing and Establishments 2017**

The census is the third since 1997. The 2017 Census covered all members present in Palestine on the morning of 1st December 2017 regardless of their citizenship, nationality or reasons of presence in Palestine. It also covered the Palestinians temporarily outside of State of Palestine for a period of less than a year for purposes of visit, tourism, treatment or any other reason and who have families inside Palestine. It also covered the detainees and prisoners in Israeli jails regardless of the period of their detention. It did not cover the Palestinians with ID cards and families in Palestine who have been absent for a year or more, with the exception of students studying abroad.

Census 2017, like the previous ones, does not have a dedicated module on migration. Migration of Palestinian household members and individuals present in Palestine the reference night of the census is addressed through the following questions:

- Native (Inside Palestine) and Foreign-Born Palestinian Population in Palestine by Age Group, Place of Birth and Sex, 2017
- Palestinian Population in Palestine Born Inside Palestine by Place of Birth, Sex and Age Group, 2017
- Palestinian Population in Palestine who have a Previous Place of Residence by Current and Previous Place of Residence, 2017.

---

59 MPC Team. *Migration Profile: Palestine*, San Domenico di Fiesole: EUI RSCAS/ Migration Policy Center, June 2013, p. 10.

The duration of usual residence is recorded in completed years. The census also recorded the reason for changing previous place residence.

**PRACTICAL CONSIDERATIONS:**

- Palestine is defined as the West Bank and Gaza; excluding the parts of Jerusalem annexed by Israel after 1967. Palestinians are defined as holders of the Palestinian nationality.
- "Previous place of residence" is the place where the person stayed for a minimum of six months before he/she moved to the current usual place of residence.

### Population and Housing Census of the Palestinian Camps and Gatherings in Lebanon

PCBS and the Central Administration for Statistics of Lebanon (CAS) conducted a census of Palestinians in Lebanon, under the umbrella of the Beirut-based Lebanese-Palestinian Dialogue Center (LPDC). The census aimed to record "every Palestinian displaced to the Lebanese territory starting 1946 due to the uprooting and the subsequent forced displacement, by Israeli occupation of Palestine and its consequences, and every descendant born to a refugee of the aforesaid definition. The definition of a Palestinian refugee in Lebanon applies to every individual known to have registered both with UNRWA in Lebanon and to the DPRA [Directorate of Political and Affairs and Refugees, Lebanese Ministry of Interior and Municipalities] or either one of them." The census reference period is 01/07/2017. [link here<sup>et</sup>](#).

**PRACTICAL CONSIDERATIONS:** Palestinians in Lebanon are not Palestinian citizens, nor are they migrants from Palestine, in many cases. Palestinian authorities see Palestinians abroad as members of a diaspora, as "migrants or descendants of migrants, whose identity and sense of belonging have been shaped by their migration experience and background." (*IOM World Migration Report, 2018<sup>en</sup>*: 305).

### Labor Force Survey of Palestinian Refugees in Lebanon

In October 2011, the Palestinian Central Bureau of Statistics conducted the first labour force survey of Palestinian refugees in Lebanon, with financial and technical contributions from ILO, the Norwegian Foundation for Research and Study (FAFO) and Lebanon's Central Administration for Statistics (CAS). It aimed to provide data on the labour force among Palestinian refugees in Lebanon, its most important characteristics (employment, unemployment), geographic distribution, demographic composition and working conditions, as well as data on individuals outside the labour force. The sample size was 2,600 Palestinian households in Lebanon. [link here<sup>ev</sup>](#)

### Multiple Indicator Cluster Survey (MICS)- Round 4

This survey was carried out in the Palestinian camps in Lebanon, with the main aim of assessing the situation of children and women there. The sample size reached 5,190 households spread over five geographic areas. [link here<sup>ew</sup>](#).

## Sample Survey: Migration Survey in the Palestinian Territory, 2010

The survey was carried out on a sample of 15,050 households (9,900 household in the West Bank and 5,150 in the Gaza Strip) [link here<sup>ex</sup>](#).

The survey is composed of 4 questionnaires:<sup>60</sup>

1. Household Questionnaire: general characteristics of household members, including of current emigrants and return migrants who are part of the household;
2. The Emigrant's Questionnaire details the migration history and citizenship of currently emigrated household members, background characteristics, reasons for moving, networks; remittances, work history, etc.;
3. Returned Emigrant's Questionnaire asks similar questions to emigrants aged 15 and above, who returned since 1990.
4. The last questionnaire explores past mobility and the perception of emigration (household members aged 15-59).

**PRACTICAL CONSIDERATIONS:** the "Emigrant" questionnaire is administered to members of surveyed households present at the time of survey, and thus could not collect data on whole households that moved and had no one left to provide responses. Answers provided by third persons may also lack accuracy.

### *Civil society organisations, independent think tanks*

#### **Resource Center for Palestinian Residency and Refugee Rights (BADIL)**

BADIL is an independent, human rights non-profit organization committed to protect and promote the rights of Palestinian refugees and internally displaced persons. BADIL commissions papers and conducts studies documenting the demographic, socio-economic and political situation of Palestinian refugees, outside the PNA territory (among which Jordan, Lebanon, Egypt, Libya). Among these is the biannual [Survey on Palestinian Refugees and Internally Displaced Persons \(IDPs\)<sup>ex</sup>](#), conducted on a sample of 3,000 refugees from 24 camps (last survey: 2015). The survey also documents legal issues, such as the obstacles put by SEM host countries to refugees' mobility, as well as forced emigration.

#### **Palestinian Center for Policy and Survey Research (PCPSR)**

PSR is an independent non-profit institution and think tank of policy analysis and academia. Among its activities are research and policy analysis, empirical surveys and public opinion polls. Team members also contributed to polls and surveys conducted in Palestinian refugees' host states (Jordan, Lebanon) [link here<sup>ez</sup>](#).

### *Universities and higher education establishments*

The issue of Palestinian refugees and migration is addressed by many research establishments in Palestine. For instance, Birzeit University hosts a Forced Migration and Refugees Studies programme at the Ibrahim Abu-Lughod Institute of International Studies (IALIIS), Birzeit University, Bethlehem, [link here<sup>fa</sup>](#).

60 See questionnaire: <http://www.pcbs.gov.ps/PCBS-Metadata-en-v4.3/index.php/catalog/112/download/269>.

## *Palestinian Diaspora organisations in host states*

Data on Palestinians abroad may be collected from Diaspora organisations: these are very numerous and often pursue several functions. Among these are specific country-based organisations, such as Palestine Link (Netherlands): [link here<sup>b</sup>](#). Other diaspora organisations seek to gather Palestinian expatriates in order to gather political leverage: [link here<sup>c</sup>](#); [link here<sup>d</sup>](#). Organisations may seek to enhance trade links and opportunities (see the *Diaspora Mapping Working Group* of the Palestinian Forum of Businessmen Associations), connect professionals in one country or members of professional syndicates abroad, such as the Forum of Palestinian Doctors in Europe, or the General Union of Palestinian Doctors and Pharmacists in Germany. Information technologies are particularly used to connect between diaspora members and web-based Palestinian organisations are many.<sup>61</sup>

Some projects are supported by international organisations and seek to mobilise expatriates' competences for the development of Palestine, for example: Palestinian Expatriate Professional Project, with the World Bank ([link here<sup>e</sup>](#); Transfer of Knowledge Through Expatriate Nationals (TOKTEN)-Palestine (UNDP) [link here<sup>f</sup>](#).

**PRACTICAL CONSIDERATIONS:** these organisations only record their members, who thus constitute a specific subsample of Palestinians abroad.

---

### **FLOW DATA:**

## *Outflows and inflows of Palestinians*

### *Palestinian Central Bureau of Statistics (PCBS)*

#### **Sample Survey: Migration Survey in the Palestinian Territory, 2010**

The Survey gathered data on inflows and outflows of Palestinians by year.

**PRACTICAL CONSIDERATIONS:** figures de facto exclude households whose members all emigrated.

### *External Employment Unit, Ministry of Labour*

The Ministry centralises permissions issued by Israeli authorities to Palestinian workers leaving for employment abroad and in Israel (referred to as: inside the Green Line) [link here<sup>g</sup>](#); [link here<sup>h</sup>](#).

---

### **STOCK DATA:**

## *Foreign immigrants in Palestine*

### *Palestinian Central Bureau of Statistics (PCBS)*

#### **Census 2017**

Census 2017 recorded the nationalities of persons surveyed, disaggregated by sex and age group. Only Jordanian nationals are singled out among the non-Palestinian Arabs in current publications.

---

61 Anat Ben-David, *The Palestinian Diaspora on The Web: Between De-Territorialization and Re Territorialization*, e-Diasporas Atlas, Avril 2012 <http://www.e-diasporas.fr/working-papers/Ben-David-Palestinians-EN.pdf>.

**PRACTICAL CONSIDERATION:** Israeli settlers are not included in the counting.

**Sample Survey:**

Migration Survey in the Palestinian Territory, 2010

The survey is representative of the West Bank and Gaza's population and recorded the nationalities and places of births of interviewed households' members.

---

**FLOW DATA:**

***Inflows and outflows of foreign nationals to and from Palestine***

*General Bureau for Residency and Expatriates Affairs, Ministry of Interior.*

Residency permits are issued by the Bureau to expatriates, after a clearance is given by Israeli authorities [link here<sup>6</sup>](#).

*General Directorate for Employment, Ministry of Labour*

Permission to work for foreign employees is issued by the Directorate, after the expatriate obtains a residency permit from the Interior Ministry.

# Tunisia

Up until today, Tunisia has established many institutions aiming 1. To streamline citizens' emigration, through technical cooperation, secondments and placements abroad, and 2. Monitor expatriates abroad.

---

## STOCK DATA:

### *Tunisian emigrants abroad and Tunisian returnees*

#### *Ministry of Foreign Affairs*

The Ministry is responsible for negotiating and approving all migration cooperation policies and agreements with other countries and with the EU, and/or involving international organisations (e.g., UNHCR and IOM); it also deals with policies targeting the Tunisian diaspora. Figures of Tunisian nationals registered in the Consular records of Tunisian diplomatic representations abroad are available in the ONM website (see supra). Some figures at the level of towns and regions are available in the website of the MoFA: [link here<sup>fl</sup>](#).

#### *Ministry of Social Affairs*

- The Office for Tunisians Abroad (OTE) aims to strengthen ties between Tunisians abroad and Tunisian institutions, through a number of services: administrative services, social and inter-cultural mediation, educational activities, assistance to changes of situation (returns and reintegration, social security, etc.). It maintains a network of « social attachés » and social clubs ("Dar Ettounsi") in expatriation countries. The OTE publishes some researches and statistics on the profile and distribution of Tunisian expatriates abroad (in French and Arabic). ([link here<sup>fk</sup>](#)).

The website also comprises an Open Data section [link here<sup>fl</sup>](#).

- National Migration Observatory (ONM), created in March 2014, is tasked with producing data and research in the field of migration (immigration and emigration), coordinating between different government authorities involved in the area of migration, and contributing to policy elaboration. To that effect, it set up a data portal, which tabulates the number of Tunisians by country of destination. Some data is also available on remittances from abroad. The data is updated yearly (last data as of September 2019: 2017). [link here<sup>fm</sup>](#)

**Source of data:** consular records (expatriates) and postal transfers (remittances) received through the Tunisian postal services.

**Definition of migrant:** citizenship-based: includes nationals registered on Consular records, i.e.: First-generation, Tunisia-born migrants, as well as born-abroad, second- or third-generation nationals, some of them also holding the citizenship of their country of birth/residence.



#### **PRACTICAL CONSIDERATIONS:**

- The Data portal is very user-friendly and regularly updated.
- Information is limited (stocks of expatriates a given year, by country of residence).
- Since Consular records incorporate registered nationals, even the born-abroad, second- or third-generation nationals, the definition of migrant does not abide by the UN standards. This raises the issue of comparability with other sources. Moreover, registration on Consular records depends on the will of the expatriates; some emigrants may thus not be incorporated as residing abroad, for instance the migrants in irregular administrative situation.

---

#### **FLOW DATA:**

### ***Outflows and inflows of Tunisian nationals***

#### *National Statistics Institute (Institut National de la Statistique-INS)*

##### **Population censuses:**

Tunisia's last population census was conducted in 2014, following previous censuses held in 1966, 1975, 1984, 1994 and 2004. Since 2004, the census includes one module on international migration, recording outflows and returns of Tunisian nationals over the five-year period preceding the census. Information is collected from households in Tunisia.

Volume n°5 "Migration characteristics" (in French and in Arabic) analyses and tabulates the socio-demographic, employment and other characteristics (reason for leaving/ returning, destination/ country of previous residence) of Tunisians having returned from abroad between 2009 and 2014, and of Tunisians having emigrated during the period. [link here<sup>62</sup>](#).

##### **Population and Employment Surveys (Enquêtes nationales Population-Emploi-ENPE)**

Sample surveys conducted every 3 months on a nationally-representative sample of around 50,000 households. A module on migration is included annually (every second trimester) since 2012. The survey records inflows and outflows of migrants during the year prior to the interview, from households surveyed in Tunisia. It collects individual and household socio-economic characteristics, reasons to return/emigrate, country of previous residence/ destination, duration of stay abroad/of labour contract and characteristics of employment, migration history.<sup>62</sup> Results of ENPE surveys are not accessible from INS' website.

##### **Definition of resident abroad in INS' population censuses and surveys:**

A stay of six months and more abroad. However, a migrant showing an intention to return or performing temporary activities abroad (students, soldiers, seasonal workers) is still considered part of the household.<sup>63</sup>

**PRACTICAL CONSIDERATIONS:** the definition of emigrant used is not specific; moreover, the census fails to capture the migrants who emigrated with their entire household.

---

62 [http://www.ins.tn/sites/default/files/pdf\\_actualites/presentation\\_de\\_latelier\\_05-06-2015\\_recupere.pptx](http://www.ins.tn/sites/default/files/pdf_actualites/presentation_de_latelier_05-06-2015_recupere.pptx)

63 [http://www.ins.tn/sites/default/files/pdf\\_actualites/presentation\\_de\\_latelier\\_05-06-2015\\_recupere.pptx](http://www.ins.tn/sites/default/files/pdf_actualites/presentation_de_latelier_05-06-2015_recupere.pptx)

## *Ministry of Interior*

The Ministry is responsible for migration-related security issues, border control, control over the entry/exit of nationals and non-nationals, issuance of residence permits, immigration detention, expulsion and repatriation

- Data on border crossings (outflows and inflows) are shared with the INS on a monthly basis. They are disaggregated by border crossing point, nationality of traveller/ migrant, residency status (resident/ non-resident in Tunisia). These are available in:
  - INS' data bank section (time series since the mid-1990s, with destination of migrant): [link here<sup>6c</sup>](#).
  - Interior Ministry's website "open data" section, but only for the years 2012 to 2014 ([link here<sup>6d</sup>](#)).
- Data on apprehensions of irregular migrants at Tunisia's borders (Tunisians/foreigners) are also available in the "open data" section of Mol's website, for the years 2012 to 2014. ([link here<sup>6e</sup>](#)).

## *Ministry of Vocational Training and Employment (MFPE)*

The MFPE addresses the training and placement of Tunisian workers, in Tunisia and abroad. [link here<sup>6f</sup>](#). Data on Tunisian workers' overseas placements are not disclosed to the public, but may be requested from the Ministry, or retrieved from secondary sources, such as: [link here<sup>6g</sup>](#) and [link here<sup>6h</sup>](#).

## *National Agency for Employment and Independent Labour (ANETI)*

The ANETI identifies labour migration opportunities for workers at all skill levels and in all employment sectors and organises job placements, including abroad, in cooperation with national employment agencies in selected EU countries. The Agency is also mandated with securing the reintegration of Tunisian workers in the national labour market upon their return. Statistics of annual flows of placements abroad by ANETI are not available to the public but may be requested from the Agency. [link here<sup>6i</sup>](#); [link here<sup>6j</sup>](#).

## *Tunisian Agency for Technical Cooperation (ACTC), Ministry of Development, Investment and International Cooperation*

The ATCT organises the placement of highly-qualified Tunisian professionals and experts in the international labour market, in the framework of technical cooperation schemes. In 2018, only 18% of placements by ACTC were made in Europe. Some monthly (in French and English) and annual statistics (in Arabic) on the size of flows and characteristics of recruitments are available on the website: [link here<sup>6k</sup>](#)

## *Tunisian Forum for Social and Economic Rights (Forum Tunisien pour les Droits Economiques et Sociaux -FTDES)*

FTDES is a Tunisian NGO created in 2011. It defends socio-economic rights of populations nationally and internationally. [link here<sup>6l</sup>](#). Apart from advocacy and militant activities, it compiles studies and statistical reports on migration from Tunisia, including figures on desire to migrate among youth, irregular migration and Tunisian nationals deportation figures ([link here<sup>6m</sup>](#)). See for instance: [link here<sup>6n</sup>](#); [link here<sup>6o</sup>](#); [link here<sup>6p</sup>](#).

---

**STOCK DATA:**

## *Foreign immigrants in Tunisia*

### *National Statistics Institute (Institut National de la Statistique-INS)*

The population census recorded the stocks of foreign residents by country of citizenship as of the reference date of the census. Among these, nationals from 5 out of 7 SPCs (Algeria, Morocco, Libya, Egypt, Palestine) are singled out. Figures are published in one single table in the “main indicators” summary volume of the census, as a comparison with 2004’s figures of foreign nationals by country of citizenship: [link here<sup>9c</sup>](#)

**Definition of migrant:** citizenship-based: non-nationals.

**PRACTICAL CONSIDERATIONS:**

- Metadata and definitions applied are unclear.
- The definition adopted (a non-national) does not match that of a foreign migrant (born-abroad, as a foreign national).
- The results are not disaggregated by sex, age, or any other variable, including duration of stay.
- The census probably failed to capture some foreign residents: recorded Libyan nationals, for instance, are very few (8,772), if compared to figures published in other official sources at the time (up to 1 million).<sup>64</sup>
- Foreign residents in irregular situation probably escaped recording by census-takers.

### *UNHCR Tunis*

UNHCR runs an accredited resident representation office in Tunisia since June 2011. Tunisia is a transit country for migrants, refugees and asylum-seekers seeking to reach Europe, and UNHCR receives and profiles individuals rescued at sea, intercepted, or arrested on the grounds of irregular stay or attempted irregular departure by the authorities ([link here<sup>9d</sup>](#)). Among asylum-seekers and arrested migrants are some SPCs’ nationals, for instance Palestinians. The Agency publishes regular updates on stocks of asylum-seekers and refugees by nationality [link here<sup>9e</sup>](#); [link here<sup>9f</sup>](#).

**Definition of migrant:** person under refugee status determination or registered refugee.

**PRACTICAL CONSIDERATIONS:** these migrants only make up a small subset of all SPCs nationals in Tunisia; some populations of concern (for instance, Libyan de facto refugees) are not acknowledged, for political reasons (pre-conflict bilateral agreements granting special conditions for entry, sojourn and work to Libyan nationals in Tunisia), or due to the socio-economic profile of forced migrants.

---

**FLOW DATA:**

## *Outflows and inflows of foreign nationals to and from Tunisia*

### *Ministry of Interior*

- The Ministry does not publish anywhere any data pertaining to residence permits granted to foreign residents.
- Data on border crossings (outflows and inflows) are shared with the INS on a monthly basis. They are disaggregated by type of arrival/ departure (air, land, sea) and border crossing point, country of citizenship

---

64 <http://observers.france24.com/en/20141001-libyan-refugees-stigmatised-tunisia-reputation>.

of traveller/ migrant, residency status (resident/ non-resident in Tunisia). These are available in:

- INS' data bank section (time series since the mid-1990s): [link here<sup>99</sup>](#); [link here<sup>9h</sup>](#). Moroccan, Algerian, Libyan nationals are singled out but not other SPCs' nationals.
  
- Interior Ministry's website "open data" section, but only for the years 2012 to 2014 ([link here<sup>9i</sup>](#)). Data are not disaggregated by foreigners' country of citizenship.
  - Data on apprehensions of irregular migrants at Tunisia's borders are also available in the "open data" section of MoI's website, for the years 2012 to 2014. Data are not disaggregated by foreigners' country of citizenship ([link here<sup>9j</sup>](#)).

***Emigration and Foreign Labour Office (Bureau de l'Emigration et de la Main d'Oeuvre Etrangère), Ministry of Vocational Training and Employment (MFPE)***

The service enacts labour migration policies addressing migrant workers in Tunisia, including delivery of labour permits. These are not disclosed to the public, but may be requested from the Ministry, or retrieved from secondary sources, such as: [link here<sup>9k</sup>](#) and [link here<sup>9l</sup>](#). Different levels of disaggregation are theoretically possible (labourer's nationality, sector of employment, occupation, type of permit, etc.).

**Table 5: Online availability of key data on migrants from and to SPCs during the years 2010** (Domestic sources, as of 15 September 2019).

**Warning:** A ✓ indicates the availability of key data on migrants online. Yet, it does not necessarily mean full and perfectly updated data availability, from one single source. It may refer to aggregated or fragmented information (specific sub-populations, socio-demographic events) and/or point to data available from a combination of sources. For definition of indicators, assessment of data quality and other details, see country sections.

	SPC	ALG		EGY		JOR		LEB		MOR		PAL		TUN	
	Key indicators	from	to	from	to	from	to	from	to	from	to	from	to	from	to
STOCK DATA	Migrants' stocks by country of residence/citizen-ship	✓	✗	✓	✗	✗	✓	✗	✗	✓	✓	✓	✓	✓	✓
	Migrants' sociodemographic characteristics	✗	✗	✗	✗	✗	✓	✗	✗	✓	✓	✓	✓	✗	✗
	Employed population	✗	✗	✓	✗	✗	✓	✗	✓	✗	✓	✗	na	✗	✗
	Employed population's characteristics	✗	✗	✓	✗	✗	✓	✗	✓	✓	✓	✗	na	✗	✗
	Refugee population (from selected SPCs)		✓		✗		✓		✓		na		na		✓
FLOW DATA	Arrivals and departures	✓	✓	✗	✗	✓	✓	✓	✓	✓	✓	✗	✗	✓	✓
	Inflows and outflows of labourers	✓	✗	✓	✓	✗	✓	✗	✓	✓	✓	✓	na	✗	✗
	Labour flows by selected characteristics	✓	✗	✓	✓	✗	✓	✗	✗	✓	✓	✗	na	✗	✗
	Return migrants		✗		✓		✓		✗		✓		✓		✓
	Refugee flows		✓		✗		✓		✓		na		na		✓

Na: not applicable (no or very few SPC nationals in the category/country).

## 4. Domestic Sources in EU main receiving countries

The section presents a selection of the material available on migration from the 8 SPCs in the 7 EU-MS receiving countries' data-producing bodies. The section concentrates on the most basic information allowing to map migrants from the 8 SPCs: their numbers, as well as, if possible, socio-demographic, economic and migration-related characteristics. This section focuses on institutional sources of migration data. Due to the sheer amount of evidence available, research and higher education institutions specialised on migration will not be listed, unless they primarily produce or reproduce statistics and data on migration accessible to the public, with a focus on migrants from some or all of the 8 SPCs. Sources of data indirectly cross-cutting the issue of migration (income, living conditions, family structures, for instance), are usually not included in the inventory. The section is also limited to data and resources available online, and to resources pertaining to the years 2010 and after.

Please note that Palestine has not been recognised as a State by most EU MS. Therefore, migrants from the Palestinian Territories may not appear as such in statistics.

### Belgium

---

#### STOCK DATA:

#### *Immigrants from the 8 SPCs in Belgium*

##### *Statbel (Directorate-general Statistics – Statistics Belgium)*

Statbel, the Belgian statistical office, collects, produces and disseminates figures on the Belgian economy, society and territory. The collection is based on administrative data sources and surveys.

- Statbel website: the "Structure of the Population" and "Migration" section of the website do not provide disaggregated data [link here<sup>90</sup>](#).

- BeSTAT database does not offer much disaggregation options. Some results of census 2011 by age group, sex, activity status, family structures and housing conditions can be disaggregated by place of birth (country: level 4 of disaggregation) and citizenship [link here<sup>90</sup>](#), example of disaggregation: [link here<sup>90</sup>](#).
- The last census was conducted in 2011, using administrative sources. Census 2011 portal: [link here<sup>90</sup>](#). Only 2 census datasets cross-tabulate populations by detailed country of birth and other variables (activity status, citizenship, sex and age group) [link here<sup>90</sup>](#); [link here<sup>90</sup>](#).
- Belgium key-figures 2019: a synthesis of statistics on Belgium, which includes summary statistics on residents by main nationality (comparison with 10 years before) and citizenship acquisitions  
French: [link here<sup>90</sup>](#);  
English: [link here<sup>90</sup>](#).

### *Brussels Institute for Statistics and Analysis (Institut Bruxellois de Statistique et d'Analyse- IBSA)*

IBSA centralises and coordinates statistical activities at the level of the Brussels-Capital administrative region. IBSA collects, processes, analyses and disseminates Brussels-region data and conducts some socio-economic analyses.

- The thematic section on "nationalities" presents detailed statistics down to the municipality level of stocks of residents by current citizenship, and by citizenship at birth.  
French: [link here<sup>9u</sup>](#);  
English: [link here<sup>9v</sup>](#)

The breakdown allows for an identification of Moroccan, Algerian, Tunisian, Egyptian and Lebanese nationals.

Some publications focussing on municipalities offer a detailed picture of the nationality distribution of residents. [link here<sup>9w</sup>](#)

### *Walloon Institute for Evaluation, Prospective and Statistics (Institut Wallon de l'évaluation, de la prospective et de la statistique- IWEPS)*

IWEPS is the statistical authority of the Wallonia region, a public institution promoting knowledge-based policies. No migration-related data disaggregated by country of birth or citizenship are published on the website [link here<sup>9x</sup>](#).

### *Statistics Flanders (Statistiek Vlaanderen)*

*Statistics Flanders* is statistical authority of the Flanders region of Belgium. It processes data from a network of Flemish government agencies that develop, produce and publish official statistics. [link here<sup>9y</sup>](#).

- A database provides stocks of resident populations by municipalities, for broad group of origin countries (of relevance for the 8 SPCs: the "Maghreb and Turkey" category) [link here<sup>9z</sup>](#)A survey titled "Together Living in Diversity" (SID Survey) was conducted in 2017 by the Flanders Region, for which Moroccan residents and migrants were interviewed. For information and detailed results of the survey: [link here<sup>9a</sup>](#).
- Reports such as the Observatory of Migration and Integration in Flanders (Vlaamse migratie- en integratiemonitor, published every 2 years since 2013) reproduces administrative and other data on the migration and integration processes of foreigners and migrants in Flanders administrative region  
Dutch: [link here<sup>9b</sup>](#).

A brochure sums-up the main highlights of the Observatory and the SID survey

Dutch: [link here<sup>9c</sup>](#)

**PRACTICAL CONSIDERATION:** The database and publications are available in French and Dutch only.

*General Directorate Institutions and Population (Direction générale  
Institutions et Population, Federal Public Service of the Interior (Service  
Public Fédéral Intérieur)*

Belgium maintains a National Registry of population, a centralised database recording Belgian nationals residing in Belgium and abroad (if registered in embassies' or consulates' records), as well as foreign nationals residing in Belgium. These are residency holders, or refugees and asylum seekers. The population registry is managed by municipalities and by the Foreigners' Agency (see below) for refugees and asylum seekers. Changes of residence within Belgium, entries as well as exits have to be recorded in the registry. [link here<sup>hd</sup>](#); [link here<sup>he</sup>](#).

Published statistical figures based on the Registry are not disaggregated by citizenship or origin country [link here<sup>hf</sup>](#).

*The Foreigners' Office (Office des Etrangers- OE), Federal Public Service of the  
Interior (Service Public Fédéral Intérieur)*

The OE issues visas for short- or long-term durations and oversees the registration of asylum applications in Belgium. Additionally, the OE monitors the voluntary returns and removals from the territory, of foreign persons in irregular administrative situation [link here<sup>hg</sup>](#)

The OE publishes some statistics disaggregated by citizenship (largest nationality groups), on the stocks of residency permits held at the beginning of the year, by category of motive. Statistics cover the years 2010 to 2017. [link here<sup>hh</sup>](#). Due to their comparatively large numbers, only Moroccan nationals can be identified in these statistics. Concerning refugees and humanitarian permit holders, Palestinians are listed in available data.

**PRACTICAL CONSIDERATION:** Immigration statistics are available in French and Dutch only.

*Federal Public Service- Employment, Labour and Social Dialogue (Service  
Public Fédéral – Emploi, Travail et Concertation Sociale- SPF- ETCS)*

The FPS-ETCS publishes statistics on immigration and the labour market (aggregated rates of activity, employment, unemployment), extracted from the Labour Force Surveys conducted by Statbel and reproduced for publication by Eurostat. These are aggregated by category of nationality or place of birth (Belgium/ EU-28/ outside EU-28) [link here<sup>hi</sup>](#)

More detailed data on demography, activity, employment and unemployment patterns by group of countries of origin (Maghreb; Near and Middle East): [link here<sup>hj</sup>](#). These are the data warehouse for the "socio-economic monitoring" publication produced with Unia (see below).

Some long times series record stocks of permit holders (First permits+renewed permits) by type of permit (A, B, C) and main nationalities or countries of birth [link here<sup>hk</sup>](#). Series available for the years 1955 to 2012. Of nationals from the 8 SPCs, only Moroccans, Algerians and Tunisians are listed.

**PRACTICAL CONSIDERATIONS:** Time series are discontinued since 2012. Disaggregated data on permits are available in French and Dutch only.



## Unia

Unia is an independent public institution, which combats discrimination and advocates for equality and inclusion in Belgium.

The “*Socioeconomic Monitoring*” is an instrument of Unia and the Federal Public Service for Employment, Labour and Social Dialogue, in collaboration with the National Register, the Crossroads Bank for Social Security, the Commission for the Protection of Privacy, and experts. Its purpose is to get a clear view of the situation of those in the labour market depending on their origin and migration background. The first report on ‘*Socioeconomic monitoring*’ appeared in 2013; the second report in 2015 [link here<sup>ht</sup>](#); [link here<sup>hm</sup>](#) Annexes to the report with all cross-tabulations (until 2012) are available on SPF-ETCS’s website: [link here<sup>hn</sup>](#).

**PRACTICAL CONSIDERATIONS:** the *Socioeconomic Monitoring* publication aggregates nationalities. “Maghreb” means: Mauritania, Morocco, Algeria, Tunisia and Libya; “Near and Middle East” comprises all the nationalities from Egypt to Pakistan. The Report is available in French and Dutch only.

---

### FLOW DATA:

## *Inflows and outflows of nationals from the 8 SPCs to and from Belgium*

### *Statbel (Directorate-general Statistics – Statistics Belgium)*

Statbel website: the section on “changes of nationality” offers a detailed table of naturalisations by previous/ other citizenship (2000-2018) [link here<sup>ho</sup>](#).

- Census database: only 2 tables of the census data cross-tabulate immigration flows (immigration since 2000) and the country of birth: [link here<sup>hp</sup>](#); [link here<sup>hq</sup>](#).

### *Brussels Institute for Statistics and Analysis (Institut Bruxellois de Statistique et d’Analyse- IBSA)*

On the Brussels-Capital administrative region, IBSA presents a thematic section on “population” which includes statistics on “population movements”, i.e., entries and exits (taken from the national registry), down to the municipality level. Citiznships are aggregated by group of citizenship: “North Africa” agglomerates Morocco, Algeria, Tunisia, Libya and Egypt. [link here<sup>hr</sup>](#); English version of the page: [link here<sup>hs</sup>](#).

### *The Foreigners’ Office (Office des Etrangers- OE), Federal Public Service of the Interior (Service Public Fédéral Intérieur)*

The OE publishes some statistics disaggregated by citizenship (largest nationality groups), on visa applications submitted to the Belgian embassies abroad, and on the flows of residency permits granted, by category of motive. Statistics cover the years 2010 to 2017. [link here<sup>ht</sup>](#). Due to their comparatively large numbers, only Moroccan nationals can be identified in these statistics. Concerning refugees and humanitarian permit holders, Palestinians are listed in available data.

OE’s Statistical reports contain some statistics on residency applications, removals from the territory and arrests of irregulars, which also only allow to identify Moroccan nationals, due to their comparatively larger numbers than other SPC nationals in Belgium [link here<sup>hu</sup>](#); [link here<sup>hv</sup>](#).

*Federal Public Service- Employment, Labour and Social Dialogue (Service  
Public Fédéral – Emploi, Travail et Concertation Sociale- SPF- ETCS)*

Some long times series record inflows of permit holders (First permits) by type of permit (A, B, C), sex and main nationalities [link here<sup>hw</sup>](#). Series are available for the years 1955 to 2012. Of nationals from the 8 SPCs, only Moroccans, Algerians and Tunisians are listed.

**PRACTICAL CONSIDERATIONS:** Time series are discontinued since 2012. Disaggregated data on permits are available in French and Dutch only.

### *Myria*

Myria is an independent public institution with three mandates: promoting the fight against trafficking and smuggling of human beings, informing the authorities about the nature and extent of migratory flows and protecting the fundamental rights of foreign nationals. It is the Belgian independent National Rapporteur on trafficking in human beings.

**Data:** Myria reprocesses data from the various Belgian institutions and from Eurostat to highlight certain issues, for example rights to family reunion, migration for studies or labour, citizenship acquisitions, [link here<sup>hx</sup>](#).

**Publications:** Myria publishes policy evaluations, brochures for foreigners, demographic long-term studies, annual reports on migration and human trafficking [link here<sup>hy</sup>](#).

Some publications focus on migration from selected SPCs, essentially Morocco, for instance: [link here<sup>hz</sup>](#).

The annual report “*Migration in figures and in rights*” (« *La migration en chiffres et en droits* ») draws a comprehensive picture of foreigners’ demography and socio-economic characteristics, inflows and outflows, and access to fundamental rights in Belgium ([link here<sup>ia</sup>](#)).

**PRACTICAL CONSIDERATIONS:** only a selection of the data and publications are available in English. Myria’s data mainly highlight the situation of Moroccan nationals, and of Algerians and Tunisians to a lesser extent, due to their numbers larger than other nationals’ figures.

# France

---

## STOCK DATA:

### *Immigrants from the 8 SPCs in France*

*National Institute for Statistics and Economic Studies (Institut National de la Statistique et des Etudes Economiques- INSEE)*

The National Institute of Statistics and Economic Studies is France's statistical institute. It collects, analyses and disseminates information on the French economy and society; coordinates the work of the different ministerial statistical departments. It presents information under a "data" format (key figures"; "detailed figures"; "databases") and in several general and focussed publications.

Data and publications on "Immigrants and foreigners" (all geographic levels and categories of sources (data and publications)) can be selected from the "Topics" filter, choosing "Demography", then "Foreigners -immigrants": [link here<sup>b</sup>](#).

Methodological publication on data collection on immigrants and foreigners in France, in English language: [link here<sup>c</sup>](#).

INSEE covers a diversity of topics and conducts a wealth of statistical operations and sample surveys [link here<sup>d</sup>](#); in English: [link here<sup>e</sup>](#). Among these, some target resident households and specific populations, and allow to pinpoint migrants (for instance: Tax and social incomes survey (ERFS); Statistics on income and living conditions (EU-SILC); Household Wealth Surveys "Enquête Patrimoine"; the New enterprises information system (Sine)). However, this inventory concentrates on basic indicators and data most directly relevant to map migrants. These are located in the "Demography" section.

#### Census

Since 2004, the census is based on annual data collection ("annual census survey"), successively surveying all the municipal territories over a five-year period.<sup>65</sup> The main census data processing (« exploitation principale du recensement ») is done on all the questionnaires. It allows to tackle the migrants, as well as foreign nationals residing in France.<sup>66</sup> The complementary census data processing ("exploitation complémentaire du recensement"), is conducted on a sample of the census questionnaires and is used to identify foreign nationals. "Population estimates" for the past year are drawn from that year's partial results of the census data collection.

#### Key figures:

**Key data on immigrants and foreigners by country of birth/ of nationality in 2018** [link here<sup>f</sup>](#)(stocks: section 1 and 2). Only Moroccans, Algerians, Tunisians and Lebanese are mentioned in the publication.

---

65 Municipalities with less than 10,000 inhabitants conduct a census survey on the total population, targeting one in five municipality every year. Municipalities with 10,000 or more inhabitants conduct every year a poll survey on a sample of dwellings (around 8% of their dwellings and their population). .

66 Descendants of immigrants (i.e., non-migrant, born in France) are also identified in the complementary census data processing. It allows pinpointing family ties among inhabitants of each dwelling, hence, children living with at least one immigrant parent or step-parent (<https://www.insee.fr/fr/statistiques/4186761>; <https://www.insee.fr/fr/statistiques/3633212#en-six-questions>).

**Immigrants' distribution by broad region and selected countries of origin (2010-2018):** [link here<sup>g</sup>](#). Only Moroccans, Algerians and Tunisians are mentioned in the publication.

**Foreigners' distribution by groups of nationalities and selected countries of citizenship (2010-2018)** [link here<sup>h</sup>](#). Only Moroccans, Algerians and Tunisians are mentioned in the publication.

**Immigrant couples, by country of birth of spouses (2016)** [link here<sup>i</sup>](#).

**Detailed figures (as of October 2019: available for 2016 and previous 10 years):**

Source of data by country of birth: main census data processing;

source of data by country of citizenship: complementary census data processing.

**Distribution of immigrants by detailed country of birth** [link here<sup>j</sup>](#).

**Distribution of foreigners by detailed country of citizenship** [link here<sup>k</sup>](#)

Due to their small numbers (less than 1,500), Jordanians and Palestinians are not represented in the datasets.

**Local data on immigrants and foreigners at sub-national levels (France, region, sub-region, municipalities, inter-municipal associations, etc.).** [link here<sup>l</sup>](#)

Some of the local data by country of birth / citizenship can be disaggregated by sex, age group, activity and/or occupation category.

Due to their small numbers, Jordanians, Palestinians, Libyans are not represented in the datasets.

**Immigrant population by region/ subregion (2016, dataset):** [link here<sup>m</sup>](#) Only Moroccans, Algerians and Tunisians are mentioned.

**Definition of migrant in the source:** country of birth. An immigrant is a person born out of France, with a foreign nationality. Naturalised foreigners continue being immigrants if born abroad, despite having received French citizenship. Immigrants in an irregular administrative situation may be included in the figures.

**Remark:** some anonymised detailed files can be used by informed professionals for personal processing. The place of birth, nationality, date of arrival in France, previous country of residence are among the variables allowing to pinpoint migrants [link here<sup>n</sup>](#).

## Labour Force Survey

The Labour Force Survey observes France's labour market in structural (employment, unemployment, training, social background) and cyclical contexts (situation one year prior to survey, situation over the last 12 months). Since 2003, the collection of data is conducted every trimester. The sample includes around 108,000 persons aged 15 and above, distributed in 65,000 ordinary households (metropolitan France). 15% of the sample is renewed every trimester. The definitions of activity, inactivity, employment and unemployment match ILO definitions.

The survey provides data pertaining to immigrants in France and, since 2006, descendants of immigrants. It also applies the EU-LFS standardised module for studying the labour situation of immigrants and their descendants in the EU.

## Key figures (2018):

Percentage distribution. Only Morocco, Algeria and Tunisia are listed in the tables.

**Immigrants and descendants of immigrants by highest educational degree and geographic origin** [link here<sup>o</sup>](#) (persons aged 15 and above, living in ordinary households)

**Immigrants and descendants of immigrants by occupation and geographic origin:** [link here<sup>p</sup>](#) (persons aged 15 to 64, living in ordinary households, active and employed)

**Inactivity, unemployment and employment among immigrants and descendants of immigrants by geographic origin** [link here<sup>q</sup>](#) (persons aged 15 to 64, living in ordinary households).

## Publications

Various INSEE publications process statistics and data collected by INSEE and by French ministries to address specific issues. Some publications target experts, others are aimed to a wider audience. Only a few of INSEE's publications display data on citizens from a selection of the 8 SPCs.

### All publications on "Foreigners and immigrants":

In French: [link here<sup>r</sup>](#).

Also available in English: [link here<sup>s</sup>](#) [link here<sup>t</sup>](#).

### A selection of publications including information on the immigrants from SPCs in France:

"Geographic location of immigrants in France (2012)", *INSEE Première*, n°1591, 19/04/2016: [link here<sup>u</sup>](#). Only Moroccans, Algerians and Tunisians are mentioned in the publication.

"Foreigners - Immigrants", *Tableaux de l'économie française- 2019 Edition* [link here<sup>v</sup>](#).

**“Immigrants’ incorporation in France, from arrival to the first employment,”**  
*INSEE Première*, n° 1717, 07/11/2018: [link here](#)<sup>10</sup>.

**“More difficulties faced by immigrants in accessing labour and securing fair employment conditions”,** *INSEE Analyses Auvergne-Rhône-Alpes*, n 22, 08/09/2016.

**Definition of migrant in the source:** the *immigrés* are those born abroad with a foreign nationality at birth.

#### **PRACTICAL CONSIDERATIONS ON USING INSEE’S DATA TO MAP MIGRANTS FROM THE 8 SPCS IN FRANCE:**

- The website is not very user-friendly and not fully bilingual: material in English language is limited to a selection of studies (no datasets). A disaggregation of migration-related data by source (census, specific survey, ...) does not seem possible, nor is it possible to cross-tabulate many variables.
- Only a limited share of nationals from the 8 SPCs can be identified: mainly those from Algeria, Morocco, Tunisia, whereas for Lebanon, Egypt and Libya data is only sparsely available. No figures of Palestinian and Jordanian migrants or foreign residents are available.
- INSEE’s statistics provide data on stocks of migrants in France by country of birth, which are unavailable in other sources such as Eurostat database (Population on 1 January by age group, sex and country of birth[migr\_pop3ctb]): only aggregated results (“foreign country”) are available.
- Data on stocks based on census data collection may also be more reliable than figures provided in the OECD-International migration database for France, which are estimates.

#### ***General Directorate for Foreigners in France (Direction générale des étrangers en France- DGEF), Ministry of Interior (Ministère de l’Intérieur)***

The General Directorate for Foreigners in France tackles all the questions pertaining to foreign residents. The activities of the DGEF cover the totality of the migration process: the Directorate’s mandate includes ruling over visa issuance, over conditions of entry, residence and labour, over irregular immigration, irregular labour, documents’ forgery, asylum applications, reception and monitoring of foreign newcomers, access to French citizenship. [link here](#)<sup>11</sup>; [link here](#)<sup>12</sup> (in French only).

Ministry of Interior’s statistics are elaborated on the basis of data pertaining to residency documents issued by prefectures. Since 1994, the Application for the Management of Foreign Residents’ Records (AGDREF) centralises the monitoring of the individual files managed by French prefectures. The AGDREF manages foreign residents’ individual administrative records from the very first opening (application for residency, for asylum, arrest), until the closure of the file (due to departure, deportation, acquisition of French citizenship, or death). Minors aged below 16 are not included in the system, since they do not have to detain a residency permit. Minors aged 16 to 18 are only included in the system if they are in employment.

**Data** The Directorate publishes every 6 months (January-June) some figures of the stocks of valid residency permits held by foreign residents, by type, duration, and purpose (“Essentiel de l’immigration”, then “Chiffres clés” (“Key figures”). However, these statistics are not disaggregated by country of citizenship. Only holders of the “Carte de resident algérien” (“Algerian national residency card”) can be identified.

Other data on migrants are reproduced from other ministries and bodies on population and housing (INSEE), as well as foreign students in international

mobility (Ministry of Education), in the section “migration data” [link here<sup>12</sup>](#).

These datasets and syntheses occasionally provide disaggregated figures allowing to identify Moroccans, Algerian, Tunisian migrants, as well as Lebanese and Egyptians.

### Publications

The Directorate’s Department of Statistics, Documentation and Studies (DSED) publishes *Infos migrations* (issues available online since 2008), which focuses on migrants’ characteristics, conditions of entry, incorporation, and living in France, as well as other relevant topics. Information on aggregated regions (Maghreb), or single countries is sporadically mentioned. [link here<sup>13</sup>](#)

#### PRACTICAL CONSIDERATIONS:

- the Ministry’s website directs users of migration statistics to the website of Eurostat, which publishes data on foreign residency holders’ stocks in a comprehensive (by single country of citizenship) and user-friendly manner.
- The Ministry of Interior’s website is only in French.

### *National Institute for Demographic Studies (Institut National d’Etudes Démographiques- INED)*

The INED is a public research institution, focussing on the study of population issues, in France and internationally. Migration to France is one of the topics of interest of the research unit dedicated to “International Migration and Minorities” (“Migrations internationales et minorités”), and also cuts across the other thematic priorities of the INED (gender, families and fertility,...) [link here<sup>14</sup>](#);

**English version:** [link here<sup>15</sup>](#); [link here<sup>16</sup>](#).

### Data

The thematic resources’ page proposes links to existing data sources on stocks and flows of migration to France (from INSEE, Ministry of Interior, for instance), as well as links to publications focussing on migration [link here<sup>17</sup>](#).

Comprehensive data from governmental sources, re-tabulated, are also downloadable from the “All about population” section, on France (“Immigration flows” and “Immigrants and Foreigners”), along with INED, INSEE and other publications [link here<sup>18</sup>](#)

### Sample surveys TeO 1 (2008-2009) and TeO2 (2019-2020).

In 2008-2009, INED conducted in collaboration with INSEE the survey “Trajectories and Origins” (« Trajectoires et Origines »- TeO). The aim of TeO survey was to measure the impact of a foreign origin or descent, among other sociodemographic characteristics, on individuals’ living conditions and social mobility. The survey allowed to establish national statistics on the diversity of populations’ origins in metropolitan France. It also contributed to measuring rarely documented factors, for example double citizenship, or religious belonging. The nationally-representative sample was 22,000 persons in metropolitan France.

Data, publications and other outputs from the survey are accessible from TeO 1 website [link here<sup>9</sup>](#); publications in English: [link here<sup>9</sup>](#). Outputs include access to data collected during the survey (accessible from the Quetelet network [link here<sup>9</sup>](#)). These allow to identify and locate migrants from some of the 8 SPCs, especially Morocco, Algeria and Tunisia.

The second edition of TeO survey (TeO 2) has priorities and aims similar to TeO 1. The data-collection process will be conducted from July 2019 until October 2020, on a sample of 26,500 residents [link here<sup>9</sup>](#); [link here<sup>9</sup>](#).

**PRACTICAL CONSIDERATIONS:** INED's website has an English version. However, the contents on both pages are not fully identical. Some resources are available only in one of the two languages.

---

#### FLOW DATA:

### *Inflows and outflows of nationals from the 8 SPCs to and from France*

The two principal sources on migration flows to and from France are 1. The yearly census surveys, which provide a picture of the population on the reference date of every year (1<sup>st</sup> of January), and collect data on the date of arrival in France of foreign-born migrants; and 2. The residency documents issued to foreign immigrants in legal administrative situation. Other flow data include citizenship acquisitions, asylum applications and removals from the territory enacted during the year, as well as births.

#### *National Institute for Statistics and Economic Studies (Institut National de la Statistique et des Etudes Economiques- INSEE)*

**Census** The census collects data on the year of arrival in France and, since 2011, it also collects the place of residence one year prior to the census (five years prior to census, until 2010). These data are used to estimate the number of entries of persons settling in France.

**Key data on immigrants and foreigners by country of birth/ of nationality in 2018:** [link here<sup>9</sup>](#)  
(inflows: section 3).<sup>67</sup>

**Geographic origin of immigrants who came to France in 2017:** [link here<sup>9m</sup>](#)

**Characteristics of recent immigrants to France (2017) (publication):** [link here<sup>9n</sup>](#).

**Definition of migrant in the source:** country of birth. An immigrant is a person born with a foreign nationality, abroad. Naturalised foreigners continue being immigrants if born abroad, despite having received French citizenship. Immigrants in an irregular administrative situation may be included in the figures.

#### *General Directorate for Foreigners in France (Direction générale des étrangers en France- DGEF), Ministry of Interior (Ministère de l'Intérieur)*

**Data** The Directorate publishes every 6 months (January-June) some figures of first residency permits issued to foreign residents, by type, duration, and

---

67 Source: population estimates drawn from the year's partial results of the census data collection.



purpose (“Essentiel de l’immigration”, then “Chiffres clés” (“Key figures”). However, these statistics are not disaggregated by country of citizenship. [link here<sup>9</sup>](#).

**Exceptions are:**

The summary report “ Les principales données de l’immigration en France” (“Main data on immigration to France”) that ranks the 5 countries and nationalities issuing the largest number of applications for first residency in France. Due to their high numbers, Algerians, Moroccans and Tunisians stand among the nationalities listed [link here<sup>10</sup>](#).

The statistics on visas issued by number of issuances, which include Algerians, Moroccans, Tunisians, Egyptians and Lebanese. Visas include short-stay, Schengen visas, as well as long-stay visas, of which some act as residency documents. Data by country of citizenship do not offer further disaggregation by type and duration of visas. [link here<sup>11</sup>](#).

Data on first permits issued by country of citizenship of holder, as supplied by the Ministry’s relevant services to Eurostat, is published by the Directorate. The numbers are disaggregated by age and sex, duration of permit and other variables, for the purposes of education: [link here<sup>12</sup>](#); family reunion: [link here<sup>13</sup>](#); and labour: [link here<sup>14</sup>](#).

**PRACTICAL CONSIDERATIONS:** the level of detail in these tables is similar to the standardised publication of these data in Eurostat database. Moreover, Eurostat data is more comprehensive, since it includes data and figures of permits granted for humanitarian reasons, which the Ministry of Interior does not supply on its website.

Data published by the Ministry of Interior on citizenship acquisitions, asylum status acquisitions and removals from the territory are detailed, but not disaggregated by country of (first) citizenship. Migrants or foreign nationals from the 8 SPCs thus cannot be identified in these statistics.

**PRACTICAL CONSIDERATIONS:** These data can be found in Eurostat database for each of the 8 SPC countries. OECD-International Migration database provides data on asylum applications and citizenship acquisitions by member state and previous citizenship (detailed).

**Sample surveys**

First Longitudinal Survey on the Integration of First-Time Arrivals (Enquête longitudinale sur l’intégration des primo-arrivants- ELIPA) (2010-2013). The survey was conducted by the Department of Statistics, Studies and Documentation (DSED) of the DGEF, Ministry of Interior on a sample of newly-arrived immigrants from “third countries” - i.e. from outside the EEA (European Economic Area) and Switzerland - aged 18 or over, having received their first residency documents in 2009 for at least one year, having signed a “Reception and Integration Contract” (“Contrat d’Accueil et d’Insertion- CAI), and intending to stay permanently in France. The purpose of the survey was to understand the paths to durable incorporation of immigrants in France and assess existing monitoring mechanisms directed at recent migrants. A first sample of 6,107 persons in France was interviewed in 2010; of whom 4,756

were re-interviewed in 2011 and 3,753 in 2013. Several topics were tackled: Employment, housing, knowledge of French language, living conditions, social networks, administrative procedures pertaining to immigration and incorporation, assessment of existing measures of reception and support to newcomers, among which the CAI.

Details and publications focusing on the methodology of the survey, results and analyses are available here (in French): [link here<sup>ju</sup>](#)

**Some publications in English:** [link here<sup>iv</sup>](#); [link here<sup>iw</sup>](#); [link here<sup>ix</sup>](#).

Second ELIPA sample survey (2019-2022). Starting in the second trimester of 2019, the survey is reconducted on a new sample of newly arrived migrants having signed the "Contract of Republican integration" (Contrat d'Insertion Republicaine (CIR), previously CAI), with a similar aim to follow their integration process and evaluate the reception and support measures to new migrants (the CIR, for instance) [link here<sup>iv</sup>](#); [link here<sup>iz</sup>](#).

**PRACTICAL CONSIDERATIONS:** the ELIPA survey is the only survey focussing on newly-arrived migrants, and on administrative support systems directed at migrants. However, ELIPA's population of reference excludes students, as well as some holders of long-duration visas and migrants exempted from signing the Contract of Republican integration, among whom highly-skilled migrants.

### *French Agency for Immigration and Integration (Office Français de l'Immigration et de l'Intégration - OFII)*

Placed under the umbrella of the General Directory of Foreigners in France (Ministry of Interior), the OFII (previously Agence nationale de l'accueil des étrangers et des migrations- ANAEM) oversees the reception and support of foreign nationals who received permission to settle durably in France. More specifically, its mandate is four-fold: Managing legal procedures with or for prefectures and diplomatic and consular representations; receiving and overseeing the integration in France of immigrants (workers, family members) permitted to settle in France and having signed the Contract for Republican Integration (CIR) to that effect; receiving asylum seekers; assisting foreign nationals in their return and reintegration to their origin country. [link here<sup>ka</sup>](#). OFII is, today, the only State operational actor in charge of legal immigration. OFII thus detains key data on the inflows and outflows of foreigners (labourers, family members, voluntary or forced returns, ...). These figures are based on the registration of the results of the health check-ups conducted during the process of residency application supervised by the OFII.

- Some statistics on family reunion applications, medical visits, signatories of the CIR and prescriptions of language courses, voluntary returns and assistance granted by OFII are disaggregated by sex and country of origin. The data can be found in OFII's yearly activity reports, in the "Annex" section [link here<sup>kb</sup>](#) (online since 2009). Only Moroccans, Algerians and Tunisians, as well as Egyptians occasionally, appear in these partial statistics.
- Detailed statistics on France's migration-related activities and policies, as well as characteristics of immigrants to France (visas and residencies issued by motive, profile of migrants signatories of the CAI, citizenship acquisitions by path, irregular migration, removals from the territory, ...) were available in OFII's yearly reports to the Parliament on *Foreigners in France*. [link here<sup>kc</sup>](#) (last report: 2012).

**PRACTICAL CONSIDERATIONS:** the scope of OFII's data includes minors; yet, its registration excludes certain categories of foreigners (seasonal workers, students, certain highly-skilled visa holders, for instance).

### *French Agency for the Protection of Refugees and Stateless Persons (Office Français de Protection des Réfugiés et Apatrides- OFPRA)*

Placed under the administrative and financial umbrella of the General Directorate for Foreigners of the French Ministry of Interior, the OFPRA oversees the implementation of French, European and international conventions pertaining to granting the status of refugee, stateless or the right to subsidiary protection.

OFPRA's "Studies and statistics" mission issues some aggregated figures of asylum and statelessness status' applications in France, in various sections of the website.

Detailed statistics on applications for asylum, protection for unaccompanied children and the status of stateless, disaggregated by country of citizenship, are published in the annexes to OFPRA's activity reports, with data on decisions taken [link here<sup>4d</sup>](#) (online since 2001).

### *National Court of Asylum (CNDA - Cour Nationale du Droit d'Asile)*

The CNDA is placed under the umbrella of the State Council (Conseil d'Etat). It rules over the appeals against OFPRA's decisions to reject applications for asylum and subsidiary protection, as well as claims for errors in the treatment of such applications.

The CNDA publishes statistics on the number of appeals, decisions rendered and rates of protection, by country of citizenship and sex, in the Annex section of the Court's Annual Reports [link here<sup>4e</sup>](#); [link here<sup>4f</sup>](#).

# Germany

---

## STOCK DATA:

### *Immigrants from the 8 SPCs in Germany*

#### *Destatis- Federal Statistical Office (Statistisches Bundesamt)*

The Federal Statistical Office is the official producer of data on the society, the economy, the environment and the state in Germany. Population data (stocks) are classified under "Society and Environment" ("Themes" section), "current population"; "migration and integration" and "Households and families" subsections, as well as in the "Labour" thematic section. [link here<sup>ka</sup>](#); English: [link here<sup>kh</sup>](#).

**Censuses and the microcensus:** The last comprehensive population census was conducted in 2011, on the basis of administrative data processing (population register). Only about a third of the resident population was surveyed, in Household and other survey operations. Census 2011 has a website and a database which allow sorting results (socio-economic, demographic) by detailed country of birth and nationality [link here<sup>ki</sup>](#), for the reference date of the census.

The microcensus is an official statistical survey which is carried out annually using a representative sample of one percent of the German population and households (about 380,000 households and 820,000 household members). The microcensus provides major statistical information about the population structure (including detailed information about migration backgrounds), the framework of families and households as well as employment, income, education and vocational training. Immigration background and characteristics are better apprehended in the microcensus since 2005, when new questions were added on the issue. Microcensus data are used for annual population updates.

**Datasets and tables** Stocks of population by country of birth, by country of citizenship or by migration background, as well as asylum seekers (detailed countries or aggregated groups of countries) (in "migration and integration" subsection): [link here<sup>ki</sup>](#).

**Publications** Data from the various sources of data produced by Destatis (Census 2011; yearly microcensuses, surveys, ...) are reprocessed in focussed and general socio-demographic publications. Stock data on foreign populations, populations with migrant background (see "practical considerations"), or country of birth are available in several publications, in PDF and Excel formats. Similar publications for previous years are in the online Library: [link here<sup>kk</sup>](#).

#### **General publications (selected SPCs' nationals mentioned in the text)**

*Annual Statistical Yearbook*, Chapter: "Population, family and living patterns" [link here<sup>kl</sup>](#).

Statistisches Bundesamt (Destatis). *Data report 2018-* Chapter 1: Population and Demography 2018 [link here<sup>km</sup>](#)

## Detailed statistical publications (figures for all or a selection of the SPCs' nationals)

Statistisches Bundesamt (Destatis), 2019. *Population and employment. Population projection on the basis of Census 2011*, Fachserie 1 Reihe 1.3 [link here<sup>kn</sup>](#).

Statistisches Bundesamt (Destatis), 2019. *Population and employment. Population with a migration background: Results of the microcensus 2018*, Fachserie 1 Reihe 2.2. Bevölkerung mit Migrationshintergrund, Ergebnisse des Mikrozensus 2018 [link here<sup>ko</sup>](#).

Statistisches Bundesamt (Destatis), 2019. *Population and employment. Foreign population: Results from the Central Register of Foreign Nationals 2018*, Fachserie 1 Reihe 2 [link here<sup>kp</sup>](#). Time series since 2011.

Statistisches Bundesamt (Destatis), 2019. *Population and employment. Asylum seekers: Results from the Central Register of Foreign Nationals 2018*, Fachserie 1 Reihe 2.4 [link here<sup>kq</sup>](#).

On origin, citizenship of family members and languages spoken in the household: Statistisches Bundesamt (Destatis), 2019. *Population and employment. Households and Families: Results of the microcensus 2018*, Fachserie 1 Reihe 3 [link here<sup>kr</sup>](#).

## Genesis database

The GENESIS-Online database ([link here<sup>ks</sup>](#); English: [link here<sup>kt</sup>](#)) presents data and datasets from census 2011 and microcensuses, in free access. On migration, it allows for some crosstabulations on population stocks at a given date by detailed country of citizenship, sex, age group: [link here<sup>ku</sup>](#).

### PRACTICAL CONSIDERATIONS:

- Germany does not apply the birth right rule systematically: the definition of "person with an immigration background" aggregates persons born with another than German citizenship, or have at least one parent born non-German: foreign nationals in Germany; naturalised foreigners; descendants from these groups.
- Data on foreign population and its demographic features may differ according to the source used by the Federal Office's researchers: 1. The population updates provide demographic information (nationality, sex, age and marital status); 2. The Central Register of Foreign Nationals (see below, the BAMF section) provides demographic information, as well as information on the residence status and duration of stay. Figures differ between the two sources, due to differing populations of reference, as well as data recording or dissemination procedures. See comparisons of figures: [link here<sup>kv</sup>](#).
- The Federal Office's website is user-friendly but the material available in English is relatively limited. Publications quoted here are in German.

### *Federal Office for Migration and Refugees (Bundesamt für Migration und Flüchtlinge- BAMF)*

BAMF is a German federal agency depending on the Federal Ministry of the Interior. It is the central migration authority in Germany and is responsible for registration, integration and repatriation of migrants. It carries out asylum proceedings and decides about asylum applications. BAMF also collects, processes and assesses statistical data pertaining to the policies of asylum, migration and integration.

- BAMF is in charge of the Central Register of Foreign Nationals (Ausländer Zentral Register- AZR), a database containing personal information about foreign nationals in Germany. The Register is made

up of two separate data stocks: a general stock of data and a visa file. The general data stock is stores data on foreigners staying for more than 90 days, have filed an asylum application, were expelled or where reservations apply with regard to their entering the country. The Register's visa file is used to store data on foreigners who have applied to a German diplomatic representation for a visa. The data of the Register is used for BAMF's publications [link here<sup>kw</sup>](#)

Labour and education: the BAMF publishes the report "Wanderungsmonitoring: Bildungs- und Erwerbsmigration nach Deutschland" ("*Migration monitoring: Educational and labour migration to Germany*") on a semi-annual basis. Analyses are based on the Central Register of Foreigners. Chapter 5 provides an overview of educational and labour migrants currently resident in Germany. Chapter 6 has a general overview of the general situation of migrants from outside of the EU on the German labour market, based on data provided by the Federal Employment Agency [link here<sup>kx</sup>](#).

#### **PRACTICAL CONSIDERATIONS:**

- BAMF's publications of interest here are in German only.
- Citizens and migrants from the 8 SPCs are mentioned in these occasionally. They are absent from BAMF's other publications, since foreign nationals or migrants from the 8 SPCs are not ranked among the top-5 or top-10 largest populations of migrants in Germany.

### *The Centre for International Migration and Development (CIM)*

CIM is jointly run by Deutsche Gesellschaft für Internationale Zusammenarbeit (GIZ) GmbH and the German Federal Employment Agency. It provides development and labour market policy expertise. It sources and places experts in developing countries and emerging economies; offers a network for those who have migrated to Germany and who wish to support development in their country of origin; advises individuals and policy-makers on migration issues

CIM has publications on communities of migrants from selected SPCs in Germany, as well as studies on selected countries' diaspora activities in Germany (Palestine, Egypt, Morocco) [link here<sup>ky</sup>](#).

### *GESIS- Leibniz Institute for the Social Sciences*

GESIS provides research-based services for the social sciences and conducts research on societal issues, among other topics. The Data Catalogue DBK holds study descriptions of all social science research data which are available at the Data Archive. All downloads from this catalogue are free of charge.

Special data collection on migration by the GESIS Data Archive offers high-quality data on migration decisions, integration in host societies and attitudes toward immigrants and ethnic minorities. Studies available for use include samples of migrants from some of the 8 SPCs, such as:

#### **Survey: "People with Migration Background in Germany 2014"**

Following up on a previous sample survey conducted in 2008, the study provides information on the life of immigrants in Germany, identifies changes in the attitudes of different migrant groups over the past six years and assesses Germany's integration measures from the point of view of migrants. [link here<sup>kz</sup>](#). Report (in German): [link here<sup>la</sup>](#).

**Survey: "Muslim Life in Germany"** The aim of this study is to determine the number of Muslims in Germany and their religious composition as precisely as possible. And also contribute to gaining insights into the everyday religious life, beliefs, social and structural

integration of Muslims with a migration background. [link here<sup>b</sup>](#). The study gives figures for Egyptians, Jordanians, Lebanese and Moroccans, as well as for aggregated regions (North Africa/ Middle East). Report (in English): [link here<sup>c</sup>](#).

**PRACTICAL CONSIDERATIONS:** Migrants from the 8 SPCs are not as numerous as migrants from other origins in Germany; their share and numbers in the sample are therefore small. Extracting data concerning migrants born in the 8 SPCs from the global survey sample may retrieve inconsistent results, not necessarily representative of these migrants' communities in Germany.

---

#### FLOW DATA:

### *Inflows and outflows of nationals from the 8 SPCs to and from Germany*

#### *Destatis- Federal Statistical Office (Statistisches Bundesamt)*

##### Datasets and tables (with links to Genesis-online database)

Theme "Society and environment", section "population", subsection "Migration and Integration", Data on naturalisations: [link here<sup>d</sup>](#).

Theme "Society and environment", section "population", subsection "Immigration and emigration", Past and present data on inflows/ outflows to/ from Germany by origin/ destination country: [link here<sup>e</sup>](#).

##### Publications

Inflows/outflows through German borders: Statistisches Bundesamt (Destatis), 2019. *Population and Employment: immigration movements 2017*, Fachserie 1 Reihe 1.2 (Table 3.2) [link here<sup>f</sup>](#).

Naturalisations: Statistisches Bundesamt (Destatis), 2019. *Population and Employment- Naturalisations 2018*, Fachserie 1 Reihe 2.1 [link here<sup>g</sup>](#).

#### *Federal Office for Migration and Refugees (Bundesamt für Migration und Flüchtlinge- BAMF)*

##### Publications:

**Asylum:** the BAMF publishes data updated on a monthly basis concerning developments in the asylum applications filed in Germany, on the ten countries of origin with the highest number of applicants arriving, as well as on the decisions made concerning the asylum applications, and statistical data on transfer requests that have been filed in the Dublin Procedure. [link here<sup>h</sup>](#).

**Labour and education:** the "Wanderungsmonitoring: Bildungs- und Erwerbsmigration nach Deutschland" ("Migration monitoring: Educational and labour migration to Germany") provides statistics on residence titles that were issued by the local foreigners authorities in the respective year (residence and settlement permits, as well as EU Blue Cards) [link here<sup>i</sup>](#).

### **PRACTICAL CONSIDERATIONS:**

- BAMF's publications of interest here are in German only.
- As of 2019, citizens and migrants from the 8 SPCs are mentioned in these only occasionally. They are absent from BAMF's other publications, since (as of 2019) they are not ranked among the top-5 or top-10 largest populations of migrants in Germany.

### ***Research Data Centre (FDZ) of the German Federal Employment Agency (BA) at the Institute for Employment Research (IAB)***

The FDZ provides researchers access to micro data for non-commercial empirical research in the fields of social security and employment.

Some surveys tackle the immigration issue and may provide data on SPC's migrants in Germany (disaggregation not available online as of 2019):

### **IAB-SOEP Migration Sample**

The IAB-SOEP Migration Sample is a household survey conducted jointly by the Institute for Employment Research (IAB) in Nuremberg and the German Socio-Economic Panel (SOEP) at DIW Berlin. The IAB-SOEP Migration Sample provides a database which permits to gain new insights by addressing various aspects of immigration regarding activation and attraction of skilled immigrants in Germany. The first five survey waves were carried out between 2013 and 2017, with between 3,400 and almost 5,000 persons taking part in each of them [link here<sup>l</sup>](#).

### **The IAB-BAMF-SOEP Survey of Refugees in Germany**

The survey is a representative longitudinal survey conducted jointly by the Institute for Employment Research (IAB) in Nuremberg, the Research Centre on Migration, Integration, and Asylum of the Federal Office for Migration and Refugees (BAMF-FZ) and the German Socio-Economic Panel (SOEP) at the DIW Berlin. The first wave of the survey was carried out in 2016, where interviews were sought with 4,816 persons who have arrived in Germany since 2013. The IAB-BAMF-SOEP Survey of Refugees provides a database which permits to gain new insights about living conditions of individuals who sought protection in Germany in recent years [link here<sup>k</sup>](#).

### ***German Institute for Economic Research (DIW Berlin)***

DIW Berlin is one of the leading economic research institutes in Germany.

### **German Socio-Economic Panel (GSOEP)**

GSOEP is a large-scale longitudinal panel dataset of the population in Germany. It is a household-based study which started in 1984 and which re-interviews adult household members annually. Additional samples of immigrants have been introduced [link here<sup>l</sup>](#).

The Project's page presents all the project tackling migration using GSOEP's samples and datasets: [link here<sup>m</sup>](#).



# Italy

---

## STOCK DATA:

### *Immigrants from the 8 SPCs in Italy*

#### *National Institute of Statistics (Istituto nazionale di statistica- IStat)*

The Istat is the main producer of official statistics in Italy. Its activities include the census of population, economic censuses and a number of social, economic and environmental surveys and analyses.[link here<sup>9</sup>](#).

IStat set up Immigrants.Stat, a dedicated data warehouse that collects and organizes the statistics produced by IStat on foreign immigrants and new citizens in order to make them more easily accessible to the different types of users involved (researchers, policy makers, journalists, citizens) [link here<sup>6</sup>](#).

The information contained in the data warehouse originates from different sources: administrative sources (municipal population registers; register of resident foreigners, for instance ([link here<sup>6</sup>](#)), on which the permanent census is based ([link here<sup>6</sup>](#)), Ministry of Interior's records of residency permits issued ([link here<sup>6</sup>](#)); surveys (Labour Force Surveys ([link here<sup>5</sup>](#)); Social Condition and Integration of Foreign Citizens (SCIF) ([link here<sup>6</sup>](#)), other ministries and governmental bodies' statistics.

Data are organized into eight themes: 1. population and households; 2. health; 3. Labour; 4. education and training; 5. Households' economic conditions and disparities; 6. Social security and welfare 7. social participation; 8. crime. For each subject key data and some summary indicators are made available. Data are presented in multidimensional tables; acting on variables, reference periods and the arrangement of heads and sides, users can create custom tables.

Various estimates of the stocks of foreign residents by citizenship (all or selected countries) are presented, extracted from various sources, administrative or other: stocks of holders of residency permits, extracts of municipal population registers, or SCIF sample survey (only Moroccan nationals are represented). Data is also available according to sex and geographical divisions. [link here<sup>6</sup>](#)

**Definition of migrant:** country of nationality (no data available on country of birth or migration background- migrant parents).

**PRACTICAL CONSIDERATIONS:** the website is very user-friendly and almost fully bilingual. Not all data on Immigrants.Stat are disaggregated by country of citizenship (for instance, labour data). SPC's citizens most numerous in Italy are Moroccans, Tunisians, Egyptians. Microdata can be requested from Istat.

#### *Department for Civil Liberties and Immigration, Ministry of Interior (Dipartimento per le Libertà Civili et l'Immigrazione)*

Non-EU nationals who plan to stay in Italy for a period of more than three months must apply for a residence or sojourn permit (*permesso di soggiorno*), delivered by the police.

**Data:** Stock of residence permits holders as of the 31<sup>st</sup> of December of the year,

by country of citizenship (section Immigration and Asylum- Immigrazione e Asilo) in the Ministry of Interior's official statistics:

2018 data: [link here<sup>lv</sup>](#)

2016-2017: [link here<sup>lw</sup>](#).

Previous years (down to 2006) [link here<sup>lx</sup>](#).

**Publications:** Statistical data on immigration to Italy between 2001 and 2013 and update of data pertaining to residency holders as of December 31st, 2014 [link here<sup>ly</sup>](#); Statistical Annex: [link here<sup>lz</sup>](#).

### *Ministry of Labour and Social Policies*

The Ministry of Labor and Social Policies carries out statistical analysis on the labor market, social security and social protection. The Ministry issues a number of publications including statistics on employment, activity, as well as general characteristics of most numerous foreign nationals' communities. Among these are the annual reports:

- "Foreigners in the Italian labour market" analyzes the characteristics and various patterns of foreign workers' participation in the market. Labour policy elements are analysed.
- "The presence of migrants in metropolitan areas" The data highlight differences between migrants' histories and trajectories, transformation of entry flows, acquisition of Italian citizenship. Studies compare the characteristics of migrants by region.
- Annual reports on migrant communities in Italy. The Reports analyse the specific characteristics of the 16 most numerous communities in Italy, among whom Egyptians, Moroccans and Tunisians. The reports covers the different dimensions of the integration processes, including participation in the labour market, access to welfare, trade union participation, financial inclusion [link here<sup>ma</sup>](#).

These reports and further policy analyses focussing on foreign labourers in Italy may also be found in the Ministry's dedicated portal: "Living and working in Italy" [link here<sup>mb</sup>](#).

### *Fondazione ISMU – Initiatives and Studies on Multi-ethnicity*

The Fondazione ISMU is an independent scientific body. It proposes itself as a service provider open to collaboration with national and European institutions, local administrations, welfare and health-care agencies, non-profit organisations, schooling institutions, Italian and foreign research centres, libraries and documentation centres, international agencies, diplomatic and consular representations [link here<sup>mc</sup>](#).

**Databank:** Ismu website has a very comprehensive collection of statistical data on migration from primary sources (Istat, National Institutes and public bodies, ministries, research centers, etc.) and from national and international research initiatives. The database is divided into the following sections: Migrants' presence in Italy (all sources available, including observed and administrative sources); Demography; Minors; Work and economy; Education and training; Health; Justice and security; International protection and asylum. [link here<sup>md</sup>](#); [link here<sup>me</sup>](#).

**Publications:**

Statistical bulletin INISMU: A newsletter of analysis and commentary on the migration phenomenon, prepared by the Statistics sector of the ISMU Foundation [link here<sup>mf</sup>](#).

Annual reports and other publications ENGLISH: [link here<sup>mg</sup>](#); ITALIAN: [link here<sup>mh</sup>](#).

Annual Report 2018: [link here<sup>mi</sup>](#).

**PRACTICAL CONSIDERATIONS:** Most of the material on ISMU website is in Italian. However, the website is one of the most comprehensive repository and source of data on migration in and to Italy. The annual Reports have an English version.

### *Immigration Study Center (Centro Studi Immigrazione- CESTIM)*

CESTIM is an association of social and cultural operators who deal with immigrants and their problems. Among other activities, CESTIM collects and promotes scientific documentation and information on international migration and immigration issues with a focus on Italy, the Venetia region and Verona town from 1999 to present.

The material made available on CESTIM's website comprises immigration statistics in Verona (periodical dossiers from 1990 to the present with data processing of Istat and registry data of Verona Municipalities and Local Health Units). CESTIM also reprocesses national data on migration from governmental data-producing bodies (Istat, Ministry of Interior), as well as reproduces policy and other migration-related documents issued or reprocessed by other centers interested in migration in Italy (for example: the IRPPS, the Institute of Research on Population and Social policies from the National Scientific Center, Caritas-Migrantes) [link here<sup>mi</sup>](#).

### *Idos Study and Research Center (IDOS Studi e Ricerche)*

The IDOS Study and Research Center is a cooperative and publishing house stemming from the original group of researchers operating at the Caritas of Rome for the realization of the Immigration Statistical Dossier, the first annual organic, socio-statistical report on the immigration in Italy (the first edition is from 1991). Other publications were later added: socio-statistical yearbooks (the Roman Observatory on Migration, the Immigration and Entrepreneurship Report, and - from 2001 to 2013 - the Report on the Indexes of integration of immigrants in Italy, realized on behalf of the CNEL) and thematic publications.

The purpose of the *Dossier* is to raise the degree of knowledge and awareness of the public on immigration and integration of migrants. The research is based on a vast and diversified series of data collected, and correlated, both from administrative archives and from field research and qualitative surveys. It examines first the structural characteristics of flows and presences of immigrant citizens in Italy; second the strategic areas of integration, integration and participation; and, third, the labour market characteristics. Finally, the Dossier dedicates a specific in-depth study to the individual regional and territorial contexts, accompanying the entire volume with a broad and detailed statistical appendix on the topics covered. [link here<sup>mk</sup>](#).

**PRACTICAL CONSIDERATIONS:** The Dossiers' full issues are in Italian, and not accessible free of charge. Presentation summaries are available in the "press notes" section [link here<sup>ml</sup>](#), as well as in the CESTIM website (see above). The 8 SPCs may not appear prominently in these reports, due to their comparatively small share among migrant and refugee populations in Italy.

---

**FLOW DATA:*****Inflows and outflows of nationals from the 8 SPCs to and from Italy******National Institute of Statistics (Istituto nazionale di statistica- IStat)***

Immigrants.Stat presents detailed annual inflow data:

- (first?) permits issued by type, socio-demographic characteristics of migrant, and geographical region (selected nationalities), [link here<sup>mm</sup>](#).
- Citizenship acquisitions for a selection of nationalities (Morocco, Tunisia) [link here<sup>mn</sup>](#).

***Department for Civil Liberties and Immigration, Ministry of Interior  
(Dipartimento per le Libertà Civili et l'Immigrazione)***

The Statistical section of the Interior Ministry publishes the following datasets:

**Data:** Annual statistics of asylum requests, by country of citizenship (section Immigration and Asylum- Immigrazione e Asilo) in the Ministry of Interior's official statistics:

2018 data: [link here<sup>mo</sup>](#)

2016-2017: [link here<sup>mp</sup>](#).

Previous years (down to 2006) [link here<sup>mq</sup>](#).

The statistical section of the Department of Immigration includes: daily and bi-weekly statistics on migrants' arrivals at Italy's coasts and reception in centers managed by the Ministry's Central Directorate for Public Function of Immigration and Asylum. Data record migrants' country of citizenship: [link here<sup>mr</sup>](#)

monthly statistics of asylum seekers by country of citizenship [link here<sup>ms</sup>](#).

Annual statistics of Italian citizenship acquisitions and rejections, by country of (previous/second) citizenship, socio-demographic characteristics and path of acquisition [link here<sup>mt</sup>](#) (table INT00018 "civil rights").

Note: The above listed sources are available only in Italian

# The Netherlands

---

## STOCK DATA:

### *Immigrants from the 8 SPCs in Spain*

#### *Statistics Netherlands (Centraal Bureau voor de Statistiek- CBS)*

As the national statistical office, Statistics Netherlands (CBS) provides reliable statistical information and data to produce insight into social issues, thus supporting the public debate, policy development and decision-making.

Population statistics in the Netherlands are based on the digitized municipal population registers. Immigration refers to people moving to the Netherlands from another country, with the intention of staying for a certain period of time. For people arriving in the Netherlands, registration is obligatory if they stay in the country for at least four months during the first six months following registration. Emigration refers to persons who leave the Netherlands to live in another country for a certain period or time. People leaving the country are required to notify authorities if they intend to live outside the Netherlands for at least eight months in the first year following this notification.

**Database StatLine:** StatLine is the electronic database of Statistics Netherlands. Statistics Netherlands publishes new figures in StatLine on a daily basis. The tool enables users to compile their own tables and graphs. Filters in the database allow to adjust variables displayed in the table.

**Population section** Migration tables can be accessed from the “population” section, either through the selection of tables or through the “Population development” or “Population and household” sub-sections [link here<sup>mv</sup>](#).

- Population; sex, age, migration background and generation, 1 January (time series 2010-2019, with possibility to go back to 1996 using the “period” filter) [link here<sup>mv</sup>](#).

The “migration background” filter allows for selecting the individual’s country of origin, while the table’s structure differentiates between first generation migration background (migrants) and second generation (descendent of migrant). Second-generations with a migration background are disaggregated by their number of parents with a migration background (1; both).

- Population; sex, age and nationality, 1 January (1996-2019) [link here<sup>mv</sup>](#). Information is disaggregated by country of nationality.

**Publications** *“Annual Report on Integration” 2018.* The Annual Report presents an overview of convergence processes in certain domains, including population, education, the labour market, social security, income, crime, health and social participation, between people with a migration background and those with a native Dutch background. The report singles out the Moroccans as a case study, among other numerous communities of foreign origin [link here<sup>mx</sup>](#).

Annual Report on Integration 2016: [link here<sup>my</sup>](#).

Special file selection on migration [link here<sup>mz</sup>](#).

### *Dutch Council for Refugees (VluchtelingenWerk)*

The Dutch Council for Refugees is an independent voluntary organisation, working to protect asylum seekers and refugees, defends their interests and promotes their integration into the Dutch society. The Facts and Numbers” sections presents some statistics on refugees in the Netherlands as well as weblinks pointing to main data sources [link here<sup>na</sup>](#).

**Refugees in numbers**                      The DCR’s annual report presents stocks of refugees and asylum seekers by country of nationality, which include some of the SPCs’ nationals [link here<sup>nb</sup>](#) (in Dutch only).

### *Center for the History of Migrants (CGM)*

The Center for the History of Migrants (CGM) focuses on historical research into the arrival and presence of migrants in the Netherlands and Flanders and stimulates international comparative research into migration and integration processes [link here<sup>nc</sup>](#).

Of the 8 SPCs’ nationals, only Moroccan migrants are singled out in the material collected by CGM.

### *Netherlands Interdisciplinary Demographic Institute (NIDI)*

NIDI is the national demographic institute of the Netherlands, an institute of the [Royal Netherlands Academy of Arts and Sciences<sup>nd</sup>](#) (KNAW), also affiliated with the [University of Groningen<sup>ne</sup>](#) (UG). NIDI research focuses on the interplay of demographic and social issues.

NIDI has been and is conducting a number of researches and surveys on migration, which may provide information on large immigrant groups, such as the Moroccans in the Netherlands [link here<sup>nf</sup>](#).

### *The Netherlands Institute for Social Research (SCP)*

SCP is a government agency which conducts research into the social aspects of all areas of government policy. The main fields studied are health, welfare, social security, the labour market and education, with a particular focus on the interplay between these fields [link here<sup>ng</sup>](#). SCP’s researchers were involved for example in the SCIP Survey (Causes and Consequences of Socio-Cultural Integration Processes among New Immigrants in Europe), which , in the Netherlands, focussed on Moroccan new emigrants [link here<sup>nh</sup>](#);

## *Inflows and outflows of nationals from the 8 SPCs to and from Italy*

### *Statistics Netherlands (CBS)*

#### **StatLine database:**

**Population:** Population and population dynamics by month; 1995-2018 [link here<sup>nl</sup>](#). The “topic” filter allows to refine the “migration” row header and select 1. the type of flow (immigration; emigration (total; excluding administrative correction (i.e.: removal from the population register, in the case departure from the municipality is proven but was not declared by the person)); and 2. The country of birth of the individual (selected countries: only Morocco can be singled out among the 8 SPCs). Data can be displayed monthly, quarterly and annually.

External migration; sex, age, marital status and country of birth [link here<sup>nl</sup>](#). Annual international migration inflows and outflows since 1995. Selection of country of birth by the appropriate filter (all 8 SPCs available).

Nationality changes (naturalisations; from “population developments”): Nationality changes; gender, nationality and arrangement: [link here<sup>nl</sup>](#).

#### **Security and Justice section:**

Asylum data are classified under “Security and Justice” section, “Legal protection” subsection, then “asylum and residence”. Asylum requests and family reunification; nationality, sex and age (2013-2018) [link here<sup>nl</sup>](#). Data refer to family members of recognised asylum seekers (first requests). All but Palestinian SPC nationals can be singled out here.

Asylum requests; by citizenship, from 1975 [link here<sup>nl</sup>](#).

Old residence permits figures (until 2011):

Regular residence permits; citizenship 2005-2011 are classified under “Security and Justice” section [link here<sup>nl</sup>](#).

### *Immigration and Naturalisation Services, Ministry of Justice and Security (Immigratie- en Naturalisatiedienst, Ministerie van Justitie en Veiligheid – IND)*

The Immigration and Naturalization Service (IND) implements the immigration policy in the Netherlands. IND assesses all applications for residence from people who want to live in the Netherlands or who want to become Dutch.

The “Figures, reports and publications” section of the website gathers all data pertaining to permits issued, as well as trends and patterns of legal immigration [link here<sup>nl</sup>](#). In general, as of late 2019, nationals or migrants

from the 8 SPCs are unlikely to appear in these reports, except for Moroccans, and occasionally Algerians.

#### Publications:

- Annual reports:** [link here<sup>np</sup>](#); ENGLISH: [link here<sup>na</sup>](#) (reports available since 2007). Contains figures about numbers of applications submitted and processed (asylum and regular), numbers of naturalization, complaints, counter visits and telephone inquiries and issued documents.
- Asylum Trends:** [link here<sup>nr</sup>](#). An IND monthly report on asylum applications in the Netherlands and Europe. (In English only).
- Migration radar:** The Migration Radar is a qualitative analysis publication, mapping migration flows of asylum seekers to Europe and the Netherlands and analysing developments in the field of (asylum) migration. [link here<sup>ns</sup>](#) (in Dutch).

**PRACTICAL CONSIDERATIONS:** Statistics Netherlands bases this data on persons who are registered with the population register (BRP). As a result, the dates of the figures of the IND, which are based on the date of the application for a residence permit or date for granting a residence permit, differ.

#### *Return and Departure Service, Ministry of Justice and Security (Dienst Terugkeer en Vertrek, Ministerie van Justitie en Veiligheid - DT&V)*

the Return and Departure Service (DT&V) implements the return policy and directs the departure of foreign nationals who are not entitled to stay in the Netherlands. The foreign national has the opportunity to leave independently, with or without help from the DT&V. The Media Library section of the website (Dutch version) gives some links to data pertaining to returns, forced and voluntary, located on the Dutch government's data portal (see below, on the Ministry of Justice's data) [link here<sup>nt</sup>](#); Departures Figures: [link here<sup>nu</sup>](#).

#### *Ministry of Justice and Security (Ministerie van Justitie en Veiligheid)*

The Ministry of Justice processes IND, DT&V's and governmental activities' statistics pertaining to migration (permits delivery, asylum, removals from the territory, cooperation between agencies), and made them available for download from the government's data portal [link here<sup>nv</sup>](#).

#### Data:

Open data portal of the Dutch government [link here<sup>nw</sup>](#).

Introduction in English to the Dutch government's data portal: [link here<sup>nx</sup>](#).

On this portal, the Ministry of Justice and Security provides detailed data concerning permission for asylum, departure, work, study, family and reception, disaggregated by country of citizenship of applicants. Select: *Theme:* [Migration and integration<sup>ny</sup>](#); data sets "Migration and Integration" with the sub theme "Immigration", *Data owner:* [Ministry of Security and Justice<sup>nz</sup>](#).



A dedicated manual for Open data and datasets on migration can be found here, along with datasets: [link here<sup>9a</sup>](#) ("similar datasets"). Datasets are downloadable in .csv format handled with Excel.

The figures are only available in Dutch.

### **Key figures asylum and migration from the Ministry of Justice and Security**

The Ministry of Justice and Security publishes every week the number of asylum applications that have been submitted. This concerns refugees that apply for asylum in The Netherlands for the first time, submit a repeated asylum application or would like to reunite with family members who already have an asylum permit. Also asylum seekers that are being relocated or resettled in The Netherlands are part of these inflow figures [link here<sup>9b</sup>](#) (in Dutch).

### **Report on the Migration chain (Rapportage Vreemdelingenketen -RVK)**

The Migration Chain designates the five governmental organisations cooperating on the issue of migration. Rapportage Vreemdelingenketen (RVK) is a bi-annual report containing key figures on the results that the Vreemdelingenketen has achieved, compared to the previous year. Among other topics this report shows figures concerning submitted first applications for residence permits (regular and asylum, classified by purpose of residence) and the percentages of first applications that have been granted. It also contains data on the number of appeals, departures, rejections at the border, supervision on legal residence and departure from The Netherlands. **The figures and documents are only available in Dutch.** [link here<sup>9c</sup>](#)

2017: [link here<sup>9d</sup>](#); 2016: [link here<sup>9e</sup>](#).

# Spain

---

## STOCK DATA:

### *Immigrants from the 8 SPCs in Spain*

#### *National Institute of Statistics (Instituto Nacional de Estadística- INE)*

INE is Spain's official statistical office. It produces statistical information on numerous fields such as the economy, society and the environment, among others. On migration, the principal source is the Municipal Register (Padrón municipal). Every resident (more than one year) in the municipality must be recorded in the register, as its data constitutes proof of residence. Any change of residence within Spain, immigration to Spain from abroad and exits from the country are recorded. The register records the nationality, as well as place of birth of residents, alongside their basic socio-demographic characteristics.

#### **Database**

(INEbase): Data on migrants' stocks by country of birth / of nationality can be access via the "Topics" menu (Demography and population; then "municipal register"; then "Continuous register statistics"; then "results"). These are available at the national and autonomous community levels [link here<sup>of</sup>](#). Tables by country of birth OR nationality allow to identify migrants and foreign nationals from Morocco, Algeria, Tunisia, Egypt, Lebanon and Jordanian. Only Algerians and Moroccans can be identified in datasets and tables combining nationality and country of birth.

#### **Time series**

on the numbers of foreigners and born-abroad are also available since 2002 [link here<sup>og</sup>](#). These only allow to identify migrants and foreigners from Morocco and Algeria.

#### **Censuses**

The last comprehensive population census was conducted in 2011. The "population" dataset of the "results" section sorts the population by detailed country of birth and by detailed nationality, with further disaggregation by demographic characteristics. Results of previous censuses are also available [link here<sup>oh</sup>](#).

#### **Continuous Household Survey**

Conducted annually since 2013, the Survey is the source of reference of the INE with respect to households, their structure, demographic and housing characteristics. Variables studied are: resident population by socio-demographic characteristics (age, sex, place of birth, nationality, size of the municipality, type of household...), resident foreign population and second generation [link here<sup>oi</sup>](#). The survey only allows to identify migrants and foreigners from Morocco.

#### **Economically Active Population Survey (EAPS)**

"Labour Market", then "Economic activity, employment and unemployment", then "results".

The EAPS has been conducted by INE since 1964. This continuous and

quarterly research is aimed at families, intended to collect data on the labour force and its various categories (employed, unemployed) as well as on the population outside the labour market (inactive). The initial sample is taken from about 65,000 families per quarter, equivalent to approximately 160,000.

Results on immigrants (special module) are available for 2014 (sampling based on 2011 census) [link here<sup>o1</sup>](#). Published data do not provide disaggregated figures by country of birth / of nationality and access to detailed results necessitates using a special software (PC Axis).

**Publications:** demography and population-related publications: [link here<sup>ok</sup>](#)

**PRACTICAL CONSIDERATIONS:** INE's website offers a large amount of freely accessible statistics, in a variety of formats: results tables, time series, press releases, anonymous microdata files and informative and specialised publications. Most of the information is available in English.

*Permanent Observatory of Immigration, General Secretariat of Immigration and Emigration, Ministry of Labour, Migration and Social Security  
(Observatorio Permanente de la Inmigración, Ministerio de Trabajo, Migraciones y Seguridad Social)*

Within the *Immigration Portal* of the ministry, which informs on procedures in matters of immigration, regulations, integration programs and other issues of interest to immigrants in Spain, the Observatory offers a selection of the main statistics in the field of Immigration, from various data-producing governmental bodies including INE ("Demography and Population" section, see above) [link here<sup>o1</sup>](#).

**Stocks of residency permits holders (labour, family, other categories)**

The Permanent Observatory reprocessed data on residency permits from the Central Registry of Foreigners, managed by the General Directorate of the Police (Ministry of Interior). Detailed annual tables and time series (2009-2018) present stocks of permits held (31 December) by type, purpose of permit. Data is disaggregated by holder's nationality, country of birth, sex and age. Data is available at the national, autonomous community and province of residence's levels [link here<sup>om</sup>](#); [link here<sup>on</sup>](#).

**Stocks of holders of a permit for the purpose of education**

Based on files from the Central Registry of Foreigners, managed by the General Directorate of the Police, the file presents data referring to foreigners who have a residency permit for studies, student mobility, non-work practices or volunteer services in force. Detailed annual tables and time series (2009-2018) present stocks of permits held (31 December) by type, type of applicant. Data is disaggregated by holder's nationality, sex and age. Data is available at the national, autonomous community and province of residence's levels [link here<sup>oo</sup>](#).

**Publications:**

The Documents collection of the Permanent Immigration Observatory since 2007 devoted a series of reports to the analysis of the immigrant population and its relationship with the labour market. Other migrants-related topics are tackled, on an ad hoc or repeated basis: demographic picture of the foreign population in Spain; migrants' integration patterns and dynamics [link here<sup>99</sup>](#). These publications usually give more details about Moroccans than other SPCs' nationals, based on their numbers.

**PRACTICAL CONSIDERATIONS:** the Permanent Observatory is an essential source where to access detailed migration statistics from all governmental sources, as well as scientific reports. The website, data and publications are in Spanish.

**FLOW DATA:*****Inflows and outflows of nationals from the 8 SPCs to and from Spain******National Institute of Statistics (Instituto Nacional de Estadística- INE)*****Database:**

**Data on inflows/outflows:** by country of birth / of nationality can be access via the "Topics" menu (Demography and population; then "Demographic phenomena"; then "Migration statistics"; then "results". Statistics on inflows/outflows are elaborated by INE from the statistical treatment of the variations registered in the Municipal Register database, at country, autonomous communities and provinces' levels. Data are released bi-annually and are available for calendar years and semesters.

Inflows/outflows of migrants by selected countries of birth/ nationality (crosstabulations of both variables are available in some of the tables), by age and sex [link here<sup>99</sup>](#). Only Algerians and Moroccans can be identified among migrants from the 8 SPCs.

**Acquisitions**

**of Spanish nationality:** INE processes statistics on Spanish nationality acquisitions by registration year, sex, year of birth, age, path of naturalisation, former nationality and origin country. Results are available since 2013, at the national, Autonomous Community, provincial levels [link here<sup>99</sup>](#). Only Moroccans and Algerians are identified in these publications of data by INE.

***Ministry of Labour, Migration and Social Security (Ministerio de Trabajo, Migraciones y Seguridad Social)***

The Ministry of Labour publishes statistics of the labour permits issued to foreign labourers in its yearbooks (available since 2001) [link here<sup>95</sup>](#) [link here<sup>97</sup>](#); Excel version: [link here<sup>96</sup>](#). Figures of foreign workers affiliated with Social Security; registered contracts of foreign workers; foreign jobseekers and unemployment benefits granted to foreign workers are also available by country of citizenship (PDF and Excel formats). However, only Moroccans, Algerians and Egyptians can be identified in these statistics [link here<sup>97</sup>](#); [link here<sup>98</sup>](#).

*Permanent Observatory of Immigration, General Secretariat of Immigration and Emigration, Ministry of Labour, Migration and Social Security (Observatorio Permanente de la Inmigración, Ministerio de Trabajo, Migraciones y Seguridad Social)*

Within the *Immigration Portal* of the ministry, the Observatory offers a selection of the main statistics in the field of Immigration, from various data-producing governmental bodies including INE (“Demography and Population” section, see above) [link here<sup>ox</sup>](#)

*Flows of residency permits holders (labour, family, studies, other categories)*

**The Permanent Observatory** reprocessed data on residency permits from the Central Registry of Foreigners, managed by the General Directorate of the Police (Ministry of Interior). Detailed annual tables and time series (2009-2018) present stocks of permits held (31 December) by type, purpose of permit. Data is disaggregated by holder’s nationality, country of birth, sex and age. Data is available at the national, autonomous community and province of residence’s levels [link here<sup>oy</sup>](#) [link here<sup>oz</sup>](#).

**Citizenship acquisitions for resident foreigners**

The Permanent Immigration Observatory reprocessed data from the records of the General Directorate of Registries and Notaries of the Ministry of Justice. Citizenship acquisitions are disaggregated by country of previous nationality, place of birth, sex and age, motive. Data is available at the national and province of residence’s levels [link here<sup>pa</sup>](#).

*Ministry of Interior*

The “Archives and Documentation” section of the Ministry of Interior’s website provides data on applicant for international protection, refugees, beneficiaries of subsidiary protection, displaced persons and stateless persons [link here<sup>pb</sup>](#).

- Asylum in Figures (annual report) [link here<sup>pc</sup>](#) (data available since 2008)
- Ministry’s statistical Yearbook, chapter “international protection”

Other publications: *Values, attitudes and opinions of immigrants of Muslim religion (NIPO 126-11-022-1)* [link here<sup>pd</sup>](#). Moroccans are among the nationalities focussed upon.

# Sweden

---

## STOCK DATA:

### *Immigrants from the 8 SPCs in Sweden*

#### *Statistics Sweden (SCB)*

Statistics Sweden is the official government agency, tasked with supplying customers (government and various agencies, private sector, researchers, ...) with statistics for decision making, debate and research.

Population statistics in Sweden are based on data on registered persons that the Swedish Tax Agency supplies to Statistics Sweden. Migration data are available by county, municipality, sex, age, civil status, country of birth and country of citizenship. Other sources concern specific sub-populations (Swedish Migration Agency, ...).

Data on migration can be accessed from the thematic section "statistics on integration", which groups selected material (all formats) from the "population", and other sub-thematic sections, from the "finding statistics" section (sub section "population"), which groups various sources ("database", "tables and graphs", ...) and formats of data (datasets, tables, ...), or from the Database.

Labour statistics are not disaggregated by detailed country of birth or citizenship.

**Statistics on integration** [link here<sup>pe</sup>](#). Gives a selection of population tables (see below for a more comprehensive list).

**Database- Population:** Migration-related population data can be reached directly from the database ([link here<sup>pf</sup>](#)), ("population"; then "population statistics"), or through the "finding statistics" thematic page ([link here<sup>pg</sup>](#)). The database allows for building customised personal tables.

Stocks of migrants/ foreign nationals The database presents three datasets allowing for disaggregation by detailed country of birth/ of nationality and other socio-demographic variables:

Population by country of birth, age and sex. Year 2000 – 2018 (time series) [link here<sup>ph</sup>](#); [link here<sup>pi</sup>](#).

Foreign-born by Country of birth and year since last immigration. Year 2000 – 2018 [link here<sup>pk</sup>](#); [link here<sup>pl</sup>](#).

Foreign citizens by country of citizenship, age and sex. Year 1973 – 2018: [link here<sup>pl</sup>](#).

**Stocks of asylum seekers:** Persons with accommodation in the Swedish Migration Agency's receptions system by citizenship, age and sex. Year 2002 - 2018 [link here<sup>pm</sup>](#).

**PRACTICAL CONSIDERATIONS:** SBC's website is very comprehensive, clear and very user-friendly. Metadata is very clear. The website is almost fully bilingual, except for some Excel tables. In most of the datasets, all countries of birth/nationality are listed, comprising each of the 8 SPCs including Palestine.

### *The Immigrant Institute (IMMI)*

The Immigrant Institute is a non-profit organization with the task of being a knowledge and documentation center on immigrants, refugees and racism [link here<sup>PP</sup>](#).

IMMI's website has a small section on statistics regarding migrants and refugees [link here<sup>PP</sup>](#). These are mostly for the 2000s.

### *Migrationsinfo.se*

Migrationsinfo.se presents research and statistics on integration and migration in Sweden [link here<sup>PP</sup>](#). It reprocesses and analyses policy decisions, as well as data and statistics from main producing bodies (Migration Board; Statistics Sweden, ...) on migration trends and patterns.

---

#### **FLOW DATA:**

### *Inflows and outflows of nationals from the 8 SPCs to and from Sweden*

#### *Statistics Sweden (SCB)*

**Database- Population:** Data is re-tabulated by SCB, from various governmental sources (residency permits, asylum data,...).

#### *Migration*

##### *inflows/ outflows:*

Detailed times series on migration inflows/ outflows disaggregated by a number of variables can be reached through the database ([link here<sup>PP</sup>](#) ("population"; then "population statistics"; then: "Migration - internal and external").

Immigrations (except citizens from Nordic countries) by grounds for settlement, country of citizenship and sex. Year 2004 - 2018 [link here<sup>PP</sup>](#)

Immigrations and emigrations by country of birth and sex. Year 2000 - 2018 [link here<sup>PS</sup>](#)

Immigrations and emigrations by country of citizenship and sex. Year 2000 - 2018: [link here<sup>PT</sup>](#)

Immigrations and emigrations by country of emi-/immigration and sex. Year 2000 - 2018 [link here<sup>PU</sup>](#)

Immigrations (except citizens from Nordic countries) by grounds for settlement (grouped), country of citizenship, age and sex. Year 2004 - 2018 [link here<sup>PV</sup>](#).

##### *Changes of citizenship:*

Number of persons in Sweden who have acquired Swedish citizenship by country of citizenship and sex. Year 2000 - 2018 [link here<sup>PW</sup>](#).

<b>Asylum:</b>	Unaccompanied refugee minors by age, citizenship, sex. Year 2002 - 2018 <a href="#">link here<sup>px</sup></a> .
	Asylum-seekers during the year by country of citizenship and sex. Year 2002 - 2018 <a href="#">link here<sup>py</sup></a> .
<b>Circular migration:</b>	Number of migrations by migration country, country of birth, total number of migrations, type of migration and gender. Period 2000-2009 - 2008-2017 2019-05-10 <a href="#">link here<sup>pz</sup></a> .
	International migrants by country of birth, sex and number of migrations. Period 2000-2009 - 2008-2017 <a href="#">link here<sup>qa</sup></a> .
	Population Tables and charts: These and other tables are also available on Excel and other formats from the "All year statistics- The Kingdom" and "All year statistics- Municipality, county and the state" sections.
<b>Circular migration:</b>	Number of migrations and migrants during the period 2008-2017 by country of birth and number of migrations <a href="#">link here<sup>qb</sup></a> .

### Swedish Migration Board

The Migration Agency is the authority that considers applications from people who want to take up permanent residence in Sweden, come for a visit, seek protection from persecution or become Swedish citizens.

"The Statistics" section gives the figures of applications for and issuances of residency permits or citizenship acquisitions for the current as well as past years. Statistics are presented as charts, tables and downloadable files and are updated monthly [link here<sup>qc</sup>](#).

#### Figures of applications and issuances for each purpose of permit (disaggregated by country of citizenship).

**Work:** [link here<sup>qd</sup>](#) (bilingual table, detailed by occupation, detailed activity, ...).

**Family reunion:** [link here<sup>qe</sup>](#)

**Asylum: applications:** [link here<sup>qf</sup>](#); decisions: [link here<sup>qg</sup>](#).

**Studies:** [link here<sup>qh</sup>](#).

[link here<sup>qi</sup>](#)

**Citizenship acquisitions:** [link here<sup>qj</sup>](#).

**Publications:** The Board has some publications, including the Annual Report, with some data on removals from the Swedish territory: [link here<sup>qk</sup>](#) (in Swedish only).

**PRACTICAL CONSIDERATIONS:** The English version of the website has less data than the website in Swedish language.



**Table 6: Online availability of key data on migrants from the 8 SPCs in EU-MS during the years 2010** (National domestic sources, as of 15 October 2019).

**Warning:** A ✓ indicates the online availability of key data, disaggregated by migrants' country of birth and / or citizenship, including the 8 SPCs. Yet, it does not necessarily mean full data availability from one single source. "Selection" means that data is available for some of the 8 SPCs; "aggregated" means data presented by region (Maghreb, ..), or data aggregated for a group of countries. For definition of indicators and sources of data, see country sections.

	EU-MS	BEL	FRA	GER	ITA	NET	SPA	SWE
<b>STOCK DATA</b>	<b>Migrants' stocks by country of birth</b>	✓	✓ (selection)	✓ (selection)	✗	✓	✓ (selection)	✓
	<b>Foreign nationals' stocks by country of citizenship</b>	✓	✓ (selection)	✓	✓	✓	✓ (selection)	✓
	<b>Foreign nationals' stocks by purpose of stay</b>	✓ (selection)	✓ (aggregated)	✗	✗	✗	✓	✗
	<b>Migrants' sociodemographic characteristics</b>	✓	✓ (selection)	✓ (selection)	✓ (selection)	✓	✓	✓
	<b>Employed population</b>	✓	✓ (selection)	✗	✓ (selection)	✗	✗	✗
	<b>Employed population's characteristics</b>	✓ (aggregated)	✓ (selection)	✗	✓ (selection)	✗	✗	✗
	<b>Refugee population (from selected SPCs)</b>	✓ (selection)	✗	✓ (selection)	✗	✓ (selection)	✓	✓
<b>FLOW DATA</b>	<b>Inflows of migrants</b>	✓ (selection)	✓ (selection)	✓	✓ (selection)	✓	✓ (selection)	✓
	<b>Inflows by purpose</b>	✓ (selection)	✓ (selection)	✗	✓ (selection)	✓ (selection)	✓	✓
	<b>Inflows by selected socio-demographic characteristics</b>	✓ (selection)	✓ (selection)	✓	✓	✓	✓	✓
	<b>Irregular migration+Return flows (removals, voluntary returns, ..)</b>	✓ (selection)	✓ (selection)	✗	✓ (selection)	✓ (selection)	✗	✓ (selection)
	<b>Refugee flows (from selected SPCs)</b>	✓ (selection)	✓ (selection)	✓ (selection)	✓ (selection)	✓ (selection)	✓	✓
	<b>Citizenship acquisitions</b>	✓	✗	✓	✓	✓	✓	✓

# Conclusion

This report has proposed an inventory of statistical sources available to practitioners and government stakeholders of eight migrant-sending ENI-South Partner Countries (SPCs): Morocco, Algeria, Tunisia, Libya, Egypt, Palestine, Jordan and Lebanon, to map the stocks and flows of their migrants in and to seven EU Member States (MS): three major receiving countries (France, Spain, Italy), and four less prominent ones (Germany, Belgium, the Netherlands and Sweden). The report also included sources of data on SPC migrants moving within the South Mediterranean region: Egyptians in Jordan and Lebanon, Algerians and Libyans in Tunisia, for instance.

A general presentation of SPCs' citizens general patterns of migration (Part One of the report) highlighted the high polarization of SPC migrants by origin and destination: North African migrants mostly choose Europe, and France in particular, while the bulk of migrants from Mashreq countries opt for the Gulf States. Lebanese nationals are the only migrants equally distributed worldwide. However, some changes could be noticed (Germany attracting an increasing number of North African migrants, for instance). The socio-economic characteristics of migrants from the eight SPCs in the seven European countries also pinpointed the diversity of migrants' profiles 1- by destination country and 2- by sending country. The aim of this section was, therefore, to attract migration specialists' attention on the selectivity of the migration process, by skill profile, purpose and context of migration (labour, refuge, ...) and national/regional origin.

Part Two listed the three categories of statistical sources available to map emigrants: 1. Sources stemming from international and regional organisations, as well as international and regional think tanks and academic networks; 2. Domestic bodies located in the 8 SPCs: National Statistical Institutes and other national bodies producing or reprocessing data on a) stocks and flows of national emigrants and b) stocks and flows of immigrants from other South Partner Countries, and type of output (census, surveys, administrative records, etc.); 3. EU receiving countries' national institutions producing statistics on a) stocks and b) flows of immigrants from the 8 SPCs and type of output (census, surveys, administrative records, etc.). In each section, metadata on the definition of migrant by the data-producer and the statistical source was included, as well as a brief assessment of the source's characteristics and scope.

The variations of stocks and flows' sizes and destinations added to the inherently selective nature of migration pinpointed in Part One both pose a methodological challenge for origin countries' authorities when trying to map their expatriates abroad. First, it should prevent statisticians from inferring stocks, flows or socio-demographic data regarding migrants from or to one country, from a neighbouring sending or destination country, in case data would be missing. Second, missing or inconsistent data point to the necessity to develop a closer monitoring of SPCs' migrants abroad, updated in real time.

More generally, the report pinpointed the general lack of data available on migration within the South-Mediterranean region. Intra-regional flows were inaccurately recorded, for data are generally lacking on foreign migrants' stocks and flows in national statistics. Sudden migration movements, resulting from conflicts, for instance, were even less or inaccurately recorded (Libyans in Tunisia). Sources also lack diversity and consequently, can rarely be cross-checked and used to fill information gaps: most of these countries only conduct decennial census operations, at best; this conceals inter-censal events and dynamics. Flow data (entries and exits; residency and labour permits' records) are rarely usable, when existing. Dissemination of data to the public is also incomplete and delayed long after the statistical operation. In EU receiving countries, small communities of migrants from SPCs were often aggregated to residual categories ("Other countries"). Moreover, the mobility of foreign citizens or migrants within the EU is impossible to measure with existing data, as was also noted in a recent report.<sup>68</sup>

---

68 Fajth, V., Siegel, M., Bruni, V. and Gelashvili, T. "Monitoring migration within the EU with existing data- Mapping paper", Working Paper for the *Reminder Project*, Maastricht: UNU-MERIT- Maastricht University, April 2018, [www.reminder-project.eu](http://www.reminder-project.eu).

Another range of methodological challenges was illustrated in the report: statistical procedures are institution-, country- and/ or region-specific. The diversity of statistical procedures was especially noticeable on three points of particular relevance for studying migration: the use of sending vs. receiving countries' statistics; the definition of migrant used (birth criterion vs. nationality criterion); and the divergences between actors on the definition of specific citizenships (Lebanese and Palestinian). In general, the report indicated that SPCs favour their own records of emigrants and apply the nationality criterion to immigrants: a migrant in a Southern Mediterranean destination country will be: 1- a born-abroad, foreign national AND 2- a SEM country-born, foreign national; 3- only in rare cases, a born-abroad, naturalised person. By contrast, most EU destination and host states use the UN definition of a migrant, based on the place of birth criterion. A migrant in Western Europe will be: 1- a born-abroad, foreign national AND 2- a born-abroad, naturalised person. The descendant of a migrant (second- or third-generation), if born in the host country, is not a migrant in that country, whatever citizenship he or she holds.

It is beyond the scope of this report to delve into comprehensive explanations for such North-South and intra-regional discrepancies in statistical procedures. Several authors and researches highlighted the interactions between the development of such procedures (the "statistics" in a comprehensive sense), and the historical/ institutional setup and nation-building processes characterising the various countries. Statistics is indeed the "State's science", and "a fundamental technique of modern government comparable to the role of law in modern societies".<sup>69</sup> Regarding migration statistics, "since emigration and immigration are widely connected with issues of identity and nationhood, even agreeing on 'what a migrant is and is not' is an intrinsically subjective issue" and "[...] states have measured, described and conceptualised migration in a large heterogeneous manner depending on their national and international histories, citizenship laws, societal evolution and historical migration experiences".<sup>70</sup> This has implications on the collection, processing and dissemination of migration data. It was illustrated, for instance, in the case of Palestine. Shifting borders and fluctuating political stances from receiving countries, which greatly affect the definition and identification of migrants from a territory defined as Palestine. In Lebanon, the absence of population data in general may be explained by the political sensitivity of the demographic and sectarian composition of the Lebanese population. For similar reasons, some political actors include in the Lebanese citizenry the descendants of emigrants from the then-Ottoman territory, having emigrated worldwide before 1924. The choice of the nationality criterion to identify national emigrants, more generally, is typical of countries conceiving themselves as emigration countries, hence, which rely on their diasporas to boost their economic and political resources. Additionally, these countries usually limit avenues for naturalisation, unlike most European states. These indeed apply the place of birth criterion to identify immigrants, since these disappear from the category of "foreigner" as soon as they are naturalised.

For these reasons, recommendations which may be drawn from the report do not concentrate on the "relevance" of certain data over others, to identify emigrants from the 8 SPCs in the EU and across the Arab region. First, the quantity as well as quality of statistical data on migration publicly available in the 8 SPCs should be further developed. It is hoped that such projects as Medstat IV,<sup>71</sup> for instance, will be pursued and expanded. HIMS surveys were a significant addition to the knowledge of migration from the SPCs. Nonetheless, as was noted in the report, the collection of information on migration patterns and dynamics should rely in priority on destination countries' statistics and resources, as data collection from emigrants' household members still residing in the origin country, or from receiving countries' consular records, is methodologically questionable and leads to inaccurate information. Therefore, avenues for systematic exchanges of data between receiving and sending countries may be developed for cross-checking and fine-tuning of information. This may stimulate the improvement of statistical registration systems in South and East Mediterranean countries, or come in addition to the development of indirect techniques for measuring migrants' stocks and flows, as statistical operations

---

69 Respectively, Desrosières, A. *La politique des grands nombres- Histoire de la raison statistique*, Paris: La Découverte, 2000 and Kraler, A., Reichel, D. and Entzinger, H. "Migration Statistics in Europe: A Core Component of Governance and Population Research", in: P. Scholten et al. (eds.), *Integrating Immigrants in Europe*, IMISCOE Research Series, 2015, pp. 39-58, p. 39.

70 Di Bartolomeo, A. "Apples and oranges? Politics of data sources on international migration in Europe", in: Agnieszka Weinar, Saskia Bonjour, Lyubov Zhyznomirska (Eds). *The Routledge Handbook of the Politics of Migration in Europe*, London: Routledge, 2018.

71 <https://ec.europa.eu/eurostat/web/european-neighbourhood-policy/enp-south/medstat-iv>.

(censuses, surveys) are costly and difficult to implement. The development of administrative records in many Arab states may offer an opportunity for more comprehensive data collection on immigrants, for instance.

In the EU, section 1 of Part Two pinpointed the comprehensiveness of European and OECD-centred databases to map SPCs' migrants in the two regions, if compared to the lack of information on certain aspects of migration or certain nationalities in single countries' statistics. Supplying data on the migrants from all countries of origin, even the less numerous ones, and, more generally, a systematic disaggregation of data by origin country for socio-demographic and economic data would help sending states' governments and other stakeholders in the identification of their diaspora members.

Second, the selection of sources most relevant for sending countries to identify their expatriates (according to migrant's definition, for instance) depends on data-users' priorities and purposes, as said earlier. In this case, a clearer information on the patterns of data collection and processing is indispensable. Improving the meta-data made available by both sides will help users to compare and choose the data most relevant for their purposes. More generally, enhancing and disseminating knowledge on the multiplication of sources and their methodological characteristics, as is done in the present inventory, may also be used by countries to assess and compare their outreach practices.

Third, the issue of the comparability of data also surfaced, between receiving countries and groups of countries, such as SPCs and EU-MS, and between migrants' national groups. Attempts to harmonise statistical data, and especially, population and migration data, have many implications, among which technical and political, as explained earlier. Efforts aiming to implement migration data collection and dissemination at the EU level have been ongoing since the 1970s and met reasonable success only recently, under the pressure of academics and research projects.<sup>72</sup> The development of migration statistics also reflects the growing political importance attributed to migration in the region, since the 2000s.<sup>73</sup> Similar initiatives at the level of Arab states (League of Arab States' members), or sub-regional groups of Arab states (Organisation of African Union's members) may be developed beyond short-lived initiatives, such as that of the Arab Labour Organisation during the 2000s.<sup>74</sup> The six members of the Gulf Cooperation Council (GCC), for instance, established the Gulf Statistical Center based in Mascate, Oman.<sup>75</sup> Enhanced immigration flows to Arab States, otherwise mostly emigration countries, the persistent political instability in the region and ensuing intra-regional refugee flows, as well as the new stakes of foreign labour immigration in contexts marked by high youth unemployment are among the recent dynamics which may trigger SPCs' interest for building avenues to upgrade, harmonise and intensify the sharing of migration statistics, within the region and with external partners.

---

72 Among these are: COMPSTAT (Comparing National Data Sources in the Field of Migration and Integration), THESIM (Towards Harmonised European Statistics on International Migration) and PROMINSTAT (Promoting Comparative Quantitative Research in the Field of Migration and Integration in Europe).

73 Kraler et al, 2015: pp. 45-ff.

74 The Arab Labour Organisation (ALO) (<http://alolabor.org/>) previously maintained data on Arab workers in Arab countries, which was publicly available in the late 2000s and otherwise unavailable in the national statistics.

75 <https://gccstat.org/>.

## Bibliographical references

"Database of Egyptians expats to serve all state institutions: Immigration minister," *Al-Masry Al-Youm*, November 20, 2018

<https://egyptindependent.com/database-of-egyptians-expats-to-serve-all-state-institutions-immigration-minister/>.

Aleem, A. "New pact will open flow of Egyptian workers to Libya", *Al-Monitor*, March 27, 2019

<https://www.al-monitor.com/pulse/originals/2019/03/egypt-libya-agreement-border-work-illegal-smuggling.html#ixzz6F3x0v19b>

Ben-David, A. *The Palestinian Diaspora on The Web: Between De-Territorialization and Re Territorialization*, e-Diasporas Atlas, avril 2012 <http://www.e-diasporas.fr/working-papers/Ben-David-Palestinians-EN.pdf>.

Boukha-Hassane, R. « Migration en Algérie : nouvelles tendances », CARIM-AS 2012/01, Robert Schuman Centre for Advanced Studies, San Domenico di Fiesole (FI): Institut universitaire européen, 2012

[https://cadmus.eui.eu/bitstream/handle/1814/20835/CARIM\\_ASN\\_2012\\_01.pdf?sequence=1](https://cadmus.eui.eu/bitstream/handle/1814/20835/CARIM_ASN_2012_01.pdf?sequence=1).

Cahyati, S. "Producing more relevant statistics for migration", MEDSTAT IV Regional Workshop on Strengthening the Migration Data Collection in the ENP-South Countries, Budapest, 17-19 October 2017

<https://medstat4.expertisefrance.fr/wordpress/index.php/2017/11/17/producing-more-relevant-statistics-for-migration/>.

Chaaban, J., Salti, N., Ghattas, H., Irani, A., Ismail, T., Batlouni, L. *Survey on the Socioeconomic Status of Palestine Refugees in Lebanon 2015*, Beirut: AUB/UNRWA, 2016

<https://www.unrwa.org/resources/reports/survey-economic-status-palestine-refugees-lebanon>.

Chaaban, J., Ghattas, H., Habib, R., Hanafi, S., Sahyoun, N., Salti, N., Seyfert, K., Naamani, N. *Socio-Economic Survey of Palestinian Refugees in Lebanon*, Beirut: AUB/ UNRWA, 31 December 2010.

<https://www.unrwa.org/userfiles/2011012074253.pdf>.

De Bel-Air, F. "Migration Profile: Lebanon", Migration Policy Center (MPC) Policy Brief 2017/12, Florence: European University Institute, May 2017

[https://cadmus.eui.eu/bitstream/handle/1814/46504/RSCAS\\_PB\\_2017\\_12\\_MPC.pdf?sequence=1](https://cadmus.eui.eu/bitstream/handle/1814/46504/RSCAS_PB_2017_12_MPC.pdf?sequence=1).

De Bel-Air, F. "Migration Profile: Turkey", Migration Policy Center (MPC) Policy Brief 2016/09, Florence: European University Institute, December 2016

[https://cadmus.eui.eu/bitstream/handle/1814/45145/MPC\\_PB\\_2016\\_09.pdf?sequence=1](https://cadmus.eui.eu/bitstream/handle/1814/45145/MPC_PB_2016_09.pdf?sequence=1).

De Bel-Air, F. "Migration Profile: Tunisia", Migration Policy Center (MPC) Policy Brief 2016/08, Florence: European University Institute, December 2016

[https://cadmus.eui.eu/bitstream/handle/1814/45144/MPC\\_PB\\_2016\\_08.pdf](https://cadmus.eui.eu/bitstream/handle/1814/45144/MPC_PB_2016_08.pdf).

De Bel-Air, F. "Migration Profile: Jordan", Migration Policy Center (MPC) Policy Brief 2016/06, Florence: European University Institute, November 2016

[https://cadmus.eui.eu/bitstream/handle/1814/44065/MPC\\_PB\\_201606.pdf?sequence=1](https://cadmus.eui.eu/bitstream/handle/1814/44065/MPC_PB_201606.pdf?sequence=1).

De Bel-Air, F. "Migration Profile: Morocco", Migration Policy Center (MPC) Policy Brief 2016/05, Florence: European University Institute, April 2016

[https://cadmus.eui.eu/bitstream/handle/1814/41124/MPC\\_PB\\_2016\\_05.pdf?sequence=1&isAllowed=y](https://cadmus.eui.eu/bitstream/handle/1814/41124/MPC_PB_2016_05.pdf?sequence=1&isAllowed=y) .

De Bel-Air, F. "Migration Profile: Egypt", Migration Policy Center (MPC) Policy Brief 2016/01, Florence: European University Institute, February 2016

[https://cadmus.eui.eu/bitstream/handle/1814/39224/MPC\\_PB\\_2016\\_01.pdf?sequence=1&isAllowed=y](https://cadmus.eui.eu/bitstream/handle/1814/39224/MPC_PB_2016_01.pdf?sequence=1&isAllowed=y).

Desrosières, A. *La politique des grands nombres- Histoire de la raison statistique*, Paris: La Découverte, 2000.

Di Bartolomeo, A. "Apples and oranges? Politics of data sources on international migration in Europe", in: Agnieszka Weinar, Saskia Bonjour, Lyubov Zhyznomirska (Eds). *The Routledge Handbook of the Politics of Migration in Europe*, London: Routledge, 2018.

Di Bartolomeo, A. et. al. *MPC Migration Profile: Algeria*, Migration Policy Center, June 2013.

[http://www.migrationpolicycentre.eu/docs/migration\\_profiles/Algeria.pdf](http://www.migrationpolicycentre.eu/docs/migration_profiles/Algeria.pdf)

Di Bartolomeo, A., and P. Fargues. "The Geography of Arab Highly Skilled Migration". In P. Fargues, and A. Venturini (Eds), *Migration from North Africa and the Middle-East: Skilled Migrants, Development and Globalization*, London: I.B. Tauris, 2015.

European Commission. *Communication from the Commission to the European Parliament, the Council, the European Economic and Social Committee and the Committee of the Regions: The Global Approach to Migration and Mobility*, COM(2011) 743 final, Brussels, 18 November 2011

<https://eur-lex.europa.eu/legal-content/EN/TXT/PDF/?uri=CELEX:52011DC0743&from=EN>.

Fajth, V., Siegel, M., Bruni, V. and Gelashvili, T. "Monitoring migration within the EU with existing data- Mapping paper", Working Paper for the Reminder Project, Maastricht: UNU-MERIT- Maastricht University, April 2018, [www.reminder-project.eu](http://www.reminder-project.eu).

Fakhouri, T. "Lebanese Communities Abroad: Feeding and Fuelling Conflicts", Arab Research Initiative Research Papers, 5 December 2018

<https://www.arab-reform.net/publication/lebanese-communities-abroad-feeding-and-fuelling-conflicts/>.

Fargues, Ph. How many migrants from, and to, Mediterranean countries of the Middle East and North Africa, CARIM Analytic and Synthetic Notes, No. 2005/16, San Domenico di Fiesole: European University Institute, 2005.

Fargues, P., and A. Venturini. "Introduction". In P. Fargues and A. Venturini (Eds), *Migration from North Africa and the Middle East- Skilled Migrants, Development and Globalisation*, London: I.B. Tauris, 2015, pp. 1-19.

*Global Compact For Safe, Orderly and Regular Migration*, Final Draft, 11 July 2018

[https://refugeesmigrants.un.org/sites/default/files/180711\\_final\\_draft\\_0.pdf](https://refugeesmigrants.un.org/sites/default/files/180711_final_draft_0.pdf).

Gulf Labour Markets, Migration and Population Programme (GLMM). Demographic and Economic Database <http://gulfmigration.eu/>.

Hammouda, N.-E. Statistiques sur les migrations internationales en Algérie, Alger : Organisation Internationale du Travail (OIT), août 2005.

Home Office. Country Policy and Information Note- Lebanon: Palestinians, version 1.0, June 2018

<https://www.justice.gov/eoir/page/file/1075906/download>

Immigration and Refugee Board of Canada. Egypt and Palestine: The status of a Palestinian with an Egyptian Travel Document for Palestinian Refugees in Egypt, including rights to residency, employment and education; ability to travel between Gaza and Egypt with this document (2009-2014), 11 September 2014, ZZZ104959.E <https://www.refworld.org/docid/55dec5094.html>

Jaulin, T. "Lebanese Politics of Nationality and Emigration", EUI Working Papers, RSCAS n°2006/ 29, 2006

[https://cadmus.eui.eu/bitstream/handle/1814/6225/RSCAS\\_2006\\_29.pdf?sequence=1](https://cadmus.eui.eu/bitstream/handle/1814/6225/RSCAS_2006_29.pdf?sequence=1)

Jordan Times. "Some 1.3m people covered under Social Security umbrella", May 08,2019

<http://www.jordantimes.com/news/local/some-13m-people-covered-under-social-security-umbrella>

Kraler, A., Reichel, D. and Entzinger, H. "Migration Statistics in Europe: A Core Component of Governance and Population Research", in: P. Scholten et al. (eds.), *Integrating Immigrants in Europe*, IMISCOE Research Series, 2015, pp. 39-58.

Maktabi, R. "The Lebanese Census of 1932 Revisited. Who Are the Lebanese?", *British Journal of Middle Eastern Studies*, n°26 (2), 1999, pp. 219-241.

MPC Team. Migration Profile: Palestine, San Domenico di Fiesole: EUI RSCAS/ Migration Policy Center, June 2013 [http://www.migrationpolicycentre.eu/docs/migration\\_profiles/Palestine.pdf](http://www.migrationpolicycentre.eu/docs/migration_profiles/Palestine.pdf)

« Observatoire des migrations libyennes en Tunisie », Le Carnet de l'IRMC, N° 17, janvier-avril 2016. [En ligne] <http://irmc.hypotheses.org/1993>

The Observers. "Libyan refugees denounced as 'rich and rude' in Tunisia", France 24, 10/01/2014  
<https://observers.france24.com/en/20141001-libyan-refugees-stigmatised-tunisia-reputation>

Tsourapas, G. "Egypt: Migration and Diaspora Politics in an Emerging Transit Country,"  
Migration Information Source, Washington D.C.: Migration Policy Institute, August 8, 2018  
<https://www.migrationpolicy.org/article/egypt-migration-and-diaspora-politics-emerging-transit-country>

UN. Sustainable Development Goals- Goal 10: Reduce inequality within and among countries  
<https://www.un.org/sustainabledevelopment/inequality/>



## Appendix: List of online references

a	<a href="http://www.un.org/en/development/desa/population/">http://www.un.org/en/development/desa/population/</a>
b	<a href="https://www.un.org/en/development/desa/population/migration/data/estimates2/estimates17.asp">https://www.un.org/en/development/desa/population/migration/data/estimates2/estimates17.asp</a>
c	<a href="https://www.un.org/en/development/desa/population/migration/data/estimates2/data/UN_MigrantStockByOriginAndDestination_2017.xlsx">https://www.un.org/en/development/desa/population/migration/data/estimates2/data/UN_MigrantStockByOriginAndDestination_2017.xlsx</a>
d	<a href="https://www.worldbank.org/en/topic/migrationremittancesdiasporaisues/brief/migration-remittances-data">https://www.worldbank.org/en/topic/migrationremittancesdiasporaisues/brief/migration-remittances-data</a>
e	<a href="http://www.knomad.org/sites/default/files/2018-04/bilateralimmigrationmatrix20170_Apr2018.xlsx">http://www.knomad.org/sites/default/files/2018-04/bilateralimmigrationmatrix20170_Apr2018.xlsx</a>
f	<a href="https://openknowledge.worldbank.org/handle/10986/23743">https://openknowledge.worldbank.org/handle/10986/23743</a>
g	<a href="http://stats.oecd.org/">http://stats.oecd.org/</a>
h	<a href="http://www.oecd.org/els/mig/dioc.htm">http://www.oecd.org/els/mig/dioc.htm</a>
i	<a href="http://dx.doi.org/10.1787/9789264239845-en">http://dx.doi.org/10.1787/9789264239845-en</a>
j	<a href="http://ec.europa.eu/eurostat/data/database">http://ec.europa.eu/eurostat/data/database</a>
k	<a href="https://ec.europa.eu/CensusHub2/query.do?step=selectHyperCube">https://ec.europa.eu/CensusHub2/query.do?step=selectHyperCube</a>
l	<a href="http://ec.europa.eu/eurostat/web/european-neighbourhood-policy/enp-south/med-hims">http://ec.europa.eu/eurostat/web/european-neighbourhood-policy/enp-south/med-hims</a>
m	<a href="https://gmdac.iom.int/">https://gmdac.iom.int/</a>
n	<a href="https://migrationdataportal.org/">https://migrationdataportal.org/</a>
o	<a href="https://www.ilo.org/wcmsp5/groups/public/---dgreports/---dcomm/---publ/documents/publication/wcms_652001.pdf">https://www.ilo.org/wcmsp5/groups/public/---dgreports/---dcomm/---publ/documents/publication/wcms_652001.pdf</a>
p	<a href="https://ilostat.ilo.org/topics/labour-migration/">https://ilostat.ilo.org/topics/labour-migration/</a>
q	<a href="http://uis.unesco.org/">http://uis.unesco.org/</a>
r	<a href="http://data.uis.unesco.org/">http://data.uis.unesco.org/</a>
s	<a href="https://ec.europa.eu/knowledge4policy/migration-demography_en">https://ec.europa.eu/knowledge4policy/migration-demography_en</a>
t	<a href="https://www.unescwa.org/file/79176/download?token=IRBzcjRP">https://www.unescwa.org/file/79176/download?token=IRBzcjRP</a>
u	<a href="https://www.unescwa.org/file/80204/download?token=loHtm6d9">https://www.unescwa.org/file/80204/download?token=loHtm6d9</a>
v	<a href="https://www.unescwa.org/publications/international-migration-statistics-measurement-issues-arab-countries">https://www.unescwa.org/publications/international-migration-statistics-measurement-issues-arab-countries</a>
w	<a href="https://www.ipums.org/">https://www.ipums.org/</a>
x	<a href="https://international.ipums.org/international/about.shtml">https://international.ipums.org/international/about.shtml</a>
y	<a href="https://www.migrationpolicy.org/">https://www.migrationpolicy.org/</a>
z	<a href="https://www.migrationpolicy.org/programs/migration-data-hub">https://www.migrationpolicy.org/programs/migration-data-hub</a>
aa	<a href="http://erf.org.eg/research/">http://erf.org.eg/research/</a>
ab	<a href="http://www.erfdataportal.com/index.php/catalog">http://www.erfdataportal.com/index.php/catalog</a>
ac	<a href="http://erf.org.eg/oamdi/">http://erf.org.eg/oamdi/</a>
ad	<a href="https://www.migrationinstitute.org/data/demig-data">https://www.migrationinstitute.org/data/demig-data</a>
ae	<a href="https://www.migrationinstitute.org/data/demig-data/demig-total-data">https://www.migrationinstitute.org/data/demig-data/demig-total-data</a>
af	<a href="http://aida-association.org/aida/index.php">http://aida-association.org/aida/index.php</a>
ag	<a href="https://www.reflexiondz.net/7-millions-d-algeriens-vivent-a-l-etranger-_a42292.html">https://www.reflexiondz.net/7-millions-d-algeriens-vivent-a-l-etranger-_a42292.html</a>
ah	<a href="http://www.ons.dz/-Bulletin-trimestriel-des-.html">http://www.ons.dz/-Bulletin-trimestriel-des-.html</a>
ai	<a href="http://www.anem.dz/fr/pages/travailler-a-l-etranger.html">http://www.anem.dz/fr/pages/travailler-a-l-etranger.html</a>
aj	<a href="http://www.anem.dz/fr/stats">http://www.anem.dz/fr/stats</a>
ak	<a href="http://www.cread.dz/">http://www.cread.dz/</a>
al	<a href="https://www.cras.dz/index.php/fr/">https://www.cras.dz/index.php/fr/</a>
am	<a href="http://www.ons.dz/-Population-.html">http://www.ons.dz/-Population-.html</a>
an	<a href="https://algeria-watch.org/?p=38172">https://algeria-watch.org/?p=38172</a>
ao	<a href="https://journals.openedition.org/hommesmigrations/1884#bodyftn25">https://journals.openedition.org/hommesmigrations/1884#bodyftn25</a>
ap	<a href="http://reporting.unhcr.org/node/7039">http://reporting.unhcr.org/node/7039</a>
aq	<a href="https://www.dgsn.dz/IMG/pdf/guide_etranger.pdf">https://www.dgsn.dz/IMG/pdf/guide_etranger.pdf</a>
ar	<a href="http://www.anem.dz/fr/pages/travailler-en-algerie.html">http://www.anem.dz/fr/pages/travailler-en-algerie.html</a>
as	<a href="https://www.algeriepatriotique.com/2018/06/28/le-nombre-des-ressortissants-etrangers-exercant-en-algerie-seleve-a-90-000/">https://www.algeriepatriotique.com/2018/06/28/le-nombre-des-ressortissants-etrangers-exercant-en-algerie-seleve-a-90-000/</a>
at	<a href="https://www.capmas.gov.eg/Admin/News/PressRelease/201991215340_Migration%20Booklet%20Eng.pdf">https://www.capmas.gov.eg/Admin/News/PressRelease/201991215340_Migration%20Booklet%20Eng.pdf</a>
au	<a href="http://www.erfdataportal.com/index.php/catalog/45">http://www.erfdataportal.com/index.php/catalog/45</a>
av	<a href="https://www.mfa.gov.eg/English/ForeignPolicy/Pages/Egyptian-Nationals-Abroad.aspx">https://www.mfa.gov.eg/English/ForeignPolicy/Pages/Egyptian-Nationals-Abroad.aspx</a>
aw	<a href="http://www.capmas.gov.eg/Admin/Pages%20Files/2017109144221Egy.pdf">http://www.capmas.gov.eg/Admin/Pages%20Files/2017109144221Egy.pdf</a>
ax	<a href="http://www.emigration.gov.eg/DefaultAr/Pages/default.aspx">http://www.emigration.gov.eg/DefaultAr/Pages/default.aspx</a>
ay	<a href="http://www.emigration.gov.eg/DefaultAr/Pages/achievement.aspx?VID=2">http://www.emigration.gov.eg/DefaultAr/Pages/achievement.aspx?VID=2</a>
az	<a href="http://www.emigration.gov.eg/DefaultAr/Pages/default.aspx">http://www.emigration.gov.eg/DefaultAr/Pages/default.aspx</a>
ba	<a href="http://www.manpower.gov.eg/Acativities_OutSideRelations.html">http://www.manpower.gov.eg/Acativities_OutSideRelations.html</a>
bb	<a href="http://www.moi.gov.eg">http://www.moi.gov.eg</a>
bc	<a href="https://www.capmas.gov.eg/Pages/IndicatorsPage.aspx?lnd_id=1113">https://www.capmas.gov.eg/Pages/IndicatorsPage.aspx?lnd_id=1113</a>
bd	<a href="https://www.capmas.gov.eg/Pages/GeneralNews.aspx?page_id=1">https://www.capmas.gov.eg/Pages/GeneralNews.aspx?page_id=1</a>
be	<a href="http://gate.ahram.org.eg/News/2239541.aspx">http://gate.ahram.org.eg/News/2239541.aspx</a>
bf	<a href="https://www.capmas.gov.eg/Pages/IndicatorsPage.aspx?lnd_id=1112">https://www.capmas.gov.eg/Pages/IndicatorsPage.aspx?lnd_id=1112</a>

bg <http://carim-south.eu/database/demo-eco-module/>

bh <http://egypt.opendataforafrica.org/tadpaqg/egypt-census-data/>

bi <http://www.manpower.gov.eg/PDF/statistics/Foreign2017.pdf>

bj [https://www.capmas.gov.eg/Pages/Publications.aspx?page\\_id=5104&YearID=23480](https://www.capmas.gov.eg/Pages/Publications.aspx?page_id=5104&YearID=23480)

bk [https://www.capmas.gov.eg/Pages/Publications.aspx?page\\_id=5104&Year=23189](https://www.capmas.gov.eg/Pages/Publications.aspx?page_id=5104&Year=23189)

bl [https://www.capmas.gov.eg/Pages/Publications.aspx?page\\_id=5104&Year=23189](https://www.capmas.gov.eg/Pages/Publications.aspx?page_id=5104&Year=23189)

bm [http://www.dos.gov.jo/dos\\_home\\_a/main/population/census2015/list\\_table.htm](http://www.dos.gov.jo/dos_home_a/main/population/census2015/list_table.htm)

bn [http://dosweb.dos.gov.jo/censuses/population\\_housing/census2015/census2015\\_tables/](http://dosweb.dos.gov.jo/censuses/population_housing/census2015/census2015_tables/)

bo <http://www.erfdataportal.com/index.php/catalog/29>

bp <http://www.erfdataportal.com/index.php/catalog/139>

bq [http://www.dos.gov.jo/dos\\_home\\_e/main/population/Jordan\\_International/Jordan-HIMS.pdf](http://www.dos.gov.jo/dos_home_e/main/population/Jordan_International/Jordan-HIMS.pdf)

br <http://www.mfa.gov.jo/ar/ / /tabid/186/Default.aspx>

bs <https://www.psd.gov.jo/index.php/ar/2015-03-03-12-33-53>

bt [http://dosweb.dos.gov.jo/DataBank/Yearbook\\_2018/Tourism.pdf](http://dosweb.dos.gov.jo/DataBank/Yearbook_2018/Tourism.pdf)

bu [http://dosweb.dos.gov.jo/DataBank/Yearbook\\_2018/Births\\_deaths.pdf](http://dosweb.dos.gov.jo/DataBank/Yearbook_2018/Births_deaths.pdf)

bv <http://nees.jo>

bw <http://www.mol.gov.jo/default.aspx>

bx [http://dosweb.dos.gov.jo/censuses/population\\_housing/census2015/census2015\\_tables/](http://dosweb.dos.gov.jo/censuses/population_housing/census2015/census2015_tables/)

by <https://www.gfmd.org/pfp/ppd/10277>

bz <http://www.mol.gov.jo/Pages/viewpage.aspx?pageID=292>

ca <http://www.almanar.jo/en/home-page/aboutus>

cb <https://www.ssc.gov.jo/Arabic/ElectronicLibrary/Pages/Statistical%20information.aspx>

cc <https://www.unrwa.org/resources>

cd <http://dpa.gov.jo/index.php>

ce <http://dpa.gov.jo/page.php?139>

cf [http://dpa.gov.jo/uploads/summary\\_report\\_in\\_eng\\_and\\_arabic.pdf](http://dpa.gov.jo/uploads/summary_report_in_eng_and_arabic.pdf)

cg <http://fafoarkiv.no/ais/mideast/jordan/refugees/living-cond-palestinian-refugees.html>

ch [http://dpa.gov.jo/uploads/Summary\\_of\\_the\\_project\\_report\\_in\\_english.pdf](http://dpa.gov.jo/uploads/Summary_of_the_project_report_in_english.pdf)

ci [http://dpa.gov.jo/uploads/The\\_Reoprt.pdf](http://dpa.gov.jo/uploads/The_Reoprt.pdf)

cj [http://dosweb.dos.gov.jo/DataBank/Yearbook\\_2018/Tourism.pdf](http://dosweb.dos.gov.jo/DataBank/Yearbook_2018/Tourism.pdf)

ck <https://www.psd.gov.jo/index.php/en/2016-08-24-07-07-42/borders-and-residence-department>

cl <https://www.psd.gov.jo/index.php/en/2017-07-31-11-38-22/residences>

cm <https://www.psd.gov.jo/index.php/ar/19-arabi-part/2015-03-02-10-05-55/349-2015-04-01-05-56-40>

cn <http://www.mol.gov.jo/Pages/viewpage.aspx?pageID=292>

co <http://mfa.gov.lb/english-uat/emigrants-institutions>

cp <http://mfa.gov.lb/english-uat/lebanese-educational-organizations-abroad>

cq <http://mfa.gov.lb/english-uat/lebanese-elections-abroad>

cr <https://www.lde-leb.com/>

cs <https://wlcu.world/ng/>

ct <https://www.lifelebanon.com/promote/invest-in-lebanon.html>

cu <http://www.toktenlebanon.org/index.php>

cv <http://global-ssmart.org/en/solution/live-lebanon-platform-connecting-lebanese-diaspora-local-communities-need>

cw <http://www.ndu.edu.lb/lerc/Index.htm>

cx <http://www.cas.gov.lb/index.php/all-publications-en#households-living-conditions-survey-2007>

cy [http://www.cas.gov.lb/images/Mics3/CAS\\_MICS3\\_survey\\_2009.pdf](http://www.cas.gov.lb/images/Mics3/CAS_MICS3_survey_2009.pdf)

cz [http://www.cas.gov.lb/images/PDFs/SIF/CAS\\_Population\\_and\\_housing\\_In\\_Lebanon\\_SIF2.pdf](http://www.cas.gov.lb/images/PDFs/SIF/CAS_Population_and_housing_In_Lebanon_SIF2.pdf)

da <https://flsh.usj.edu.lb/rattaches.php?inst=399>

db <https://www.usj.edu.lb/news.php?id=7915>

dc <http://sas.lau.edu.lb/institutes/ims/>

dd <http://sas.lau.edu.lb/institutes/ims/databank.php>

de <http://www.interior.gov.lb/Dalil.aspx>

df <https://www.unrwa.org/resources>

dg <http://www.general-security.gov.lb/en>

dh <http://www.cas.gov.lb/index.php/statistical-yearbook>

di <http://www.cas.gov.lb/images/Excel/Thematic%20Time%20Series/Incomings%20to%20and%20outgoings%20from%20Lebanon%201996-2019.xlsx>

dj <https://www.labor.gov.lb/StatList.aspx/>

dk [https://www.hcp.ma/Effectif-des-Marocains-residant-a-l-etranger-MRE\\_a705.html](https://www.hcp.ma/Effectif-des-Marocains-residant-a-l-etranger-MRE_a705.html)

dl <https://marocainsdumonde.gov.ma/attributions-mcmre/>

dm <https://marocainsdumonde.gov.ma/etudes/>

dn [https://read.oecd-ilibrary.org/social-issues-migration-health/talents-a-l-etranger-une-revue-des-emigres-marocains\\_9789264264304-fr#page1](https://read.oecd-ilibrary.org/social-issues-migration-health/talents-a-l-etranger-une-revue-des-emigres-marocains_9789264264304-fr#page1)

do <https://www.oecd.org/fr/emploi/les-marocains-residant-a-l-etranger-une-force-importante-pour-le-developpement-economique-du-maroc.htm>

dp <https://marocainsdumonde.gov.ma/base-de-donnees-des-associations-des-mre/>

dq [https://www.hcp.ma/Haut-Commissariat-au-Plan\\_a709.html](https://www.hcp.ma/Haut-Commissariat-au-Plan_a709.html)

dr [https://www.hcp.ma/Centre-d-Etudes-et-de-Recherches-Demographiques\\_a735.html](https://www.hcp.ma/Centre-d-Etudes-et-de-Recherches-Demographiques_a735.html)

ds <https://www.hcp.ma/downloads/>

dt [https://rgph2014.hcp.ma/downloads/RGPH-2014-Microdonnees-anonymisees\\_t21401.html](https://rgph2014.hcp.ma/downloads/RGPH-2014-Microdonnees-anonymisees_t21401.html)

du [https://www.hcp.ma/downloads/Demographie\\_t11876.html](https://www.hcp.ma/downloads/Demographie_t11876.html)

dv [https://www.hcp.ma/Etudes-demographiques\\_r165.html?start=16&show=&order=](https://www.hcp.ma/Etudes-demographiques_r165.html?start=16&show=&order=)

dw [https://www.hcp.ma/Note-d-information-du-haut-commissariat-au-plan-a-l-occasion-de-la-journee-nationale-des-marocains-residant-a-l-etranger\\_a2002.html](https://www.hcp.ma/Note-d-information-du-haut-commissariat-au-plan-a-l-occasion-de-la-journee-nationale-des-marocains-residant-a-l-etranger_a2002.html)

dx <http://www.fh2mre.ma/index.php/la-fondation/la-fondation-en-bref.html>  
 dy <http://www.fh2mre.ma/index.php/la-fondation/fondation-a-la-une/2019-06-14-12-59-10.html>  
 dz <http://www.fh2mre.ma/index.php/recherche-a-documentation/publications.html>  
 ea <https://www.ccme.org.ma/fr/publications/content/etudes>  
 eb <http://bds.hcp.ma/data/23.22>  
 ec [https://www.hcp.ma/downloads/Demographie\\_t11876.html](https://www.hcp.ma/downloads/Demographie_t11876.html)  
 ed [https://www.hcp.ma/Etudes-demographiques\\_r165.html?start=16&show=&order=](https://www.hcp.ma/Etudes-demographiques_r165.html?start=16&show=&order=)  
 ee <https://www.tourisme.gov.ma/fr/tourisme-en-chiffres/tableaux-de-bord>  
 ef <http://www.observatoiredu tourisme.ma/tableaux-de-bord-nationaux/page/3/>  
 eg <http://www.emploi.gov.ma/images/Rapport%20MT2017%20fr%20-%20DONMT1.pdf>  
 eh <http://www.skills.ma/infitah/>  
 ei <https://cadmus.eui.eu/handle/1814/13675>  
 ej [https://www.etf.europa.eu/sites/default/files/m/774480F1DAF738B5C1257E9A002C622B\\_MISMES%20Morocco.pdf](https://www.etf.europa.eu/sites/default/files/m/774480F1DAF738B5C1257E9A002C622B_MISMES%20Morocco.pdf)  
 ek <http://amerm.ma/mim-amerm/>  
 el <https://www.hcp.ma/file/196039/>  
 em <https://www.hcp.ma/file/112337/>  
 en <https://www.tourisme.gov.ma/fr/tourisme-en-chiffres/tableaux-de-bord>  
 eo <http://www.observatoiredu tourisme.ma/tableaux-de-bord-nationaux/page/3/>  
 ep [https://www.anapec.org/conseils/informer\\_10.html](https://www.anapec.org/conseils/informer_10.html)  
 eq <http://www.emploi.gov.ma/images/Rapport%20MT2017%20fr%20-%20DONMT1.pdf>  
 er [http://www.pcbs.gov.ps/site/lang\\_en/538/default.aspx](http://www.pcbs.gov.ps/site/lang_en/538/default.aspx)  
 es <http://www.pcbs.gov.ps/site/512/default.aspx?lang=en&ItemID=3503>  
 et <http://www.pcbs.gov.ps/Downloads/book2356.pdf>  
 eu [http://publications.iom.int/system/files/pdf/wmr\\_2018\\_en.pdf](http://publications.iom.int/system/files/pdf/wmr_2018_en.pdf)  
 ev [https://www.ilo.org/wcmsp5/groups/public/---arabstates/---ro-beirut/documents/publication/wcms\\_236502.pdf](https://www.ilo.org/wcmsp5/groups/public/---arabstates/---ro-beirut/documents/publication/wcms_236502.pdf)  
 ew <https://datacatalog.worldbank.org/dataset/lebanon-multiple-indicator-cluster-survey-2011>  
 ex <http://www.pcbs.gov.ps/PCBS-Metadata-en-v4.3/index.php/catalog/112>  
 ey <http://www.badil.org/en/publication/survey-of-refugees.html>  
 ez <https://www.pcpsr.org/en>  
 fa <http://ialiis.birzeit.edu/en>  
 fb <http://www.palestinelink.eu/>  
 fc <https://prc.org.uk/en/post/4072/17th-palestinians-in-europe-conference-kick-started-in-denmark>  
 fd <https://eng.palabroad.org/post/view/5030>  
 fe <https://projects.worldbank.org/en/projects-operations/project-detail/P049708?lang=en&tab=overview>  
 ff <http://www.ps.undp.org/content/papp/en/home/operations/tokten.html>  
 fg <http://www.mol.pna.ps/>  
 fh <http://www.mol.pna.ps/uploads/REPORTS/15625809900.pdf>  
 fi [https://moidev.moi.gov.ps/Procedures.aspx?Dept\\_ID=600](https://moidev.moi.gov.ps/Procedures.aspx?Dept_ID=600)  
 fj <https://www.diplomatie.gov.tn/les-tunisiens-a-letranger/services-consulaires/>  
 fk <http://ote.nat.tn/tunisiens-a-letranger/etudes-et-recherches/>  
 fl <http://fr.data.gov.tn/>  
 fm <http://data.migration.nat.tn/fr/>  
 fn <http://census.ins.tn/sites/default/files/RGPH-national-migration-CD5.pdf>  
 fo <http://dataportal.ins.tn/>  
 fp <http://www.mi.tn/fr/datas/index/source:16>  
 fq <http://www.mi.tn/fr/datas/index/source:16>  
 fr <http://www.emploi.gov.tn/fr/emploi/emploi-international/>  
 fs [http://ote.nat.tn/wp-content/uploads/2018/09/information\\_sur\\_la\\_migration\\_de\\_travail\\_en\\_tunisie1OUV1-1.pdf](http://ote.nat.tn/wp-content/uploads/2018/09/information_sur_la_migration_de_travail_en_tunisie1OUV1-1.pdf)  
 ft <http://carim-south.eu/database/demo-eco-module/>  
 fu <http://www.aneti-international.tn/fr>  
 fv <http://www.emploi.gov.tn/fr/le-ministere/etablisements-sous-tutelle/>  
 fw <https://www.atct.tn/en/atct-activity-reports#?>  
 fx <https://ftdes.net/accueil/>  
 fy <https://ftdes.net/migration/>  
 fz <https://ftdes.net/rapport-du-premier-semestre-2019-migration-non-reglementaire/>  
 ga <https://ftdes.net/emigrants-rapatriements/>  
 gb <https://ftdes.net/emigration2017/>  
 gc [http://census.ins.tn/sites/default/files/rgph-chiffres-web\\_0.pdf](http://census.ins.tn/sites/default/files/rgph-chiffres-web_0.pdf)  
 gd [http://www.onu-tn.org/Agences/8\\_UNHCR.html](http://www.onu-tn.org/Agences/8_UNHCR.html)  
 ge <http://reporting.unhcr.org/sites/default/files/UNHCR%20Tunisia%20Fact%20Sheet%20-%20May%202019.pdf>  
 gf <http://reporting.unhcr.org/sites/default/files/UNHCR%20Tunisia%20Population%20Dashboard%20-%2030AUG19.pdf>  
 gg <http://dataportal.ins.tn/>  
 gh <http://dataportal.ins.tn/fr/DataAnalysis/>  
 gi <http://www.mi.tn/fr/datas/index/source:16>  
 gj <http://www.mi.tn/fr/datas/index/source:16>  
 gk [http://ote.nat.tn/wp-content/uploads/2018/09/information\\_sur\\_la\\_migration\\_de\\_travail\\_en\\_tunisie1OUV1-1.pdf](http://ote.nat.tn/wp-content/uploads/2018/09/information_sur_la_migration_de_travail_en_tunisie1OUV1-1.pdf)  
 gl <http://carim-south.eu/database/demo-eco-module/>  
 gm <https://statbel.fgov.be/fr/themes/population/migrations>  
 gn <https://bestat.statbel.fgov.be/bestat/index.xhtml>  
 go <https://bestat.statbel.fgov.be/bestat/crosstable.xhtml?view=87d3f0b5-b24b-4c00-94e7-9e9e7ac6b16>  
 gp [http://www.census2011.be/index\\_fr.html](http://www.census2011.be/index_fr.html)

gq <https://bestat.economie.fgov.be/bestat/crosstable.xhtml?view=ce5d03fe-aa08-46aa-9745-72cebe463a43>  
 gr <https://bestat.economie.fgov.be/bestat/crosstable.xhtml?view=87d3f0b5-b24b-4c00-94e7-9e9e7acf6b16>  
 gs <https://statbel.fgov.be/fr/nouvelles/chiffres-cles-2019-regardez-les-faits>  
 gt <https://statbel.fgov.be/en/news/key-figures-2019-looking-facts>  
 gu <http://ibsa.brussels/themes/population/population#.Xbg0e0hKjIU>  
 gv [http://statistics.brussels/themes/population?set\\_language=en#.Xbg1OuhKjIU](http://statistics.brussels/themes/population?set_language=en#.Xbg1OuhKjIU)  
 gw [http://ibsa.brussels/publications#.XbhH\\_hKjIU](http://ibsa.brussels/publications#.XbhH_hKjIU)  
 gx [https://walstat.iweps.be/walstat-catalogue.php?indicateur\\_id=200500&ordre=0](https://walstat.iweps.be/walstat-catalogue.php?indicateur_id=200500&ordre=0)  
 gy <https://www.statistiekvlaanderen.be/in-english>  
 gz <https://statistieken.vlaanderen.be/QvAJAZZfc/opendoc.htm?document=svr%5Csv.qvw&host=QVS%40cww100154&anonymous=true>  
 ha <http://aida-association.org/aida/index.php>  
 hb [https://www.vlaanderen.be/publicaties?title=Vlaamse%20migratie-%20en%20integratiemonitor&order\\_publicationdate=desc](https://www.vlaanderen.be/publicaties?title=Vlaamse%20migratie-%20en%20integratiemonitor&order_publicationdate=desc)  
 hc <https://www.statistiekvlaanderen.be/sites/default/files/docs/VMIM-samenvatting-sid-monitor.pdf>  
 hd <https://ibz.be/fr/institutions-et-population>  
 he <https://www.ibz.rrn.fgov.be/fr/registre-national/>  
 hf <https://www.ibz.rrn.fgov.be/fr/registre-national/statistiques-de-population/>  
 hg <https://dofi.ibz.be/sites/dvzoe/FR/Pages/home.aspx>  
 hh <https://dofi.ibz.be/sites/dvzoe/FR/Statistiques/Pages/default.aspx>  
 hi <http://www.employment.belgium.be/moduleDefault.aspx?id=23910>  
 hj [http://www.emploi.belgique.be/monitoring\\_annexes/](http://www.emploi.belgique.be/monitoring_annexes/)  
 hk <http://www.emploi.belgique.be/moduleDefault.aspx?id=8376>  
 hl <https://www.unia.be/fr/publications-et-statistiques/publications/monitoring-socio-economique-deuxieme-rapport>  
 hm [https://www.unia.be/files/Documenten/Publicaties\\_docs/monitoring\\_2015\\_fr\\_final.compressed.pdf](https://www.unia.be/files/Documenten/Publicaties_docs/monitoring_2015_fr_final.compressed.pdf)  
 hn [http://www.emploi.belgique.be/monitoring\\_annexes](http://www.emploi.belgique.be/monitoring_annexes)  
 ho <https://statbel.fgov.be/fr/themes/population/changements-de-nationalite#figures>  
 hp <https://bestat.economie.fgov.be/bestat/crosstable.xhtml?view=ce5d03fe-aa08-46aa-9745-72cebe463a43>  
 hq <https://bestat.economie.fgov.be/bestat/crosstable.xhtml?view=8cc55667-d71f-424a-848c-bee463b84831>  
 hr <http://ibsa.brussels/themes/population/population#.Xbg0e0hKjIU>  
 hs [http://statistics.brussels/themes/population?set\\_language=en#.Xbg1OuhKjIU](http://statistics.brussels/themes/population?set_language=en#.Xbg1OuhKjIU)  
 ht <https://dofi.ibz.be/sites/dvzoe/FR/Statistiques/Pages/default.aspx>  
 hu <https://dofi.ibz.be/sites/dvzoe/FR/Statistiques/Pages/Rapports-statistiques-de-l%27OE.aspx>  
 hv [https://dofi.ibz.be/sites/dvzoe/FR/Documents/Rapport\\_statistiques\\_2018.pdf](https://dofi.ibz.be/sites/dvzoe/FR/Documents/Rapport_statistiques_2018.pdf)  
 hw <http://www.emploi.belgique.be/moduleDefault.aspx?id=8376>  
 hx <https://www.myria.be/fr/chiffres>  
 hy <https://www.myria.be/en/publications>  
 hz [https://www.myria.be/files/Myriatics\\_10\\_DEF\\_FR.pdf](https://www.myria.be/files/Myriatics_10_DEF_FR.pdf)  
 ia [https://www.myria.be/files/Myria\\_RAMIG-FR\\_2019-AS-gecomprimeerd.pdf](https://www.myria.be/files/Myria_RAMIG-FR_2019-AS-gecomprimeerd.pdf)  
 ib <https://www.insee.fr/fr/statistiques?debut=0&theme=5&idfacette=1>  
 ic [https://www.insee.fr/en/statistiques/fichier/2563032/17-819\\_Insee-En-Bref-Immigration-vUK-Interactif.pdf](https://www.insee.fr/en/statistiques/fichier/2563032/17-819_Insee-En-Bref-Immigration-vUK-Interactif.pdf)  
 id <https://www.insee.fr/fr/information/2407637>  
 ie <https://www.insee.fr/en/metadonnees/sources>  
 if <https://www.insee.fr/en/metadonnees/sources>  
 ig <https://www.insee.fr/fr/statistiques/2381755#tableau-figure1>  
 ih <https://www.insee.fr/fr/statistiques/2381750>  
 ii <https://www.insee.fr/fr/statistiques/2381510>  
 ij <https://www.insee.fr/fr/statistiques/4197231?sommaire=4197305>  
 ik <https://www.insee.fr/fr/statistiques/4197229?sommaire=4197305>  
 il <https://www.insee.fr/fr/statistiques/zones/4177618>  
 im <https://www.insee.fr/fr/statistiques/2012727#titre-bloc-3>  
 in <https://www.insee.fr/en/information/2569735>  
 io [https://www.insee.fr/fr/statistiques/4187349#tableau-figure1\\_radio1](https://www.insee.fr/fr/statistiques/4187349#tableau-figure1_radio1)  
 ip [https://www.insee.fr/fr/statistiques/4195806#tableau-figure1\\_radio1](https://www.insee.fr/fr/statistiques/4195806#tableau-figure1_radio1)  
 iq [https://www.insee.fr/fr/statistiques/4195420#tableau-figure1\\_radio1](https://www.insee.fr/fr/statistiques/4195420#tableau-figure1_radio1)  
 ir <https://www.insee.fr/fr/statistiques?taille=20&debut=0&theme=5&categorie=2>  
 is <https://www.insee.fr/en/statistiques?taille=20&debut=0&theme=5&categorie=12+13>  
 it <https://www.insee.fr/en/statistiques?debut=0&theme=5&idfacette=1>  
 iu <https://www.insee.fr/fr/statistiques/2121524>  
 iv <https://www.insee.fr/fr/statistiques/3676614?sommaire=3696937>  
 iw <https://www.insee.fr/fr/statistiques/3640742#tableau-figure3>  
 ix <https://www.immigration.interieur.gouv.fr/La-Direction-generale/Presentation>  
 iy <https://www.immigration.interieur.gouv.fr/La-Direction-generale/Directions-et-services>  
 iz <https://www.immigration.interieur.gouv.fr/fr/Info-ressources/Etudes-et-statistiques/Statistiques/Data-migration/Population>  
 ja <https://www.immigration.interieur.gouv.fr/fr/Info-ressources/Etudes-et-statistiques/Etudes/Etudes/Infos-migrations>  
 jb <https://www.ined.fr/fr/recherche/equipes-recherche/>  
 jc <https://www.ined.fr/en/research/research-teams/>  
 jd <https://www.ined.fr/fr/recherche/equipes-recherche/UR08>  
 je <https://www.ined.fr/fr/grands-themes/migrations-internationales-discrimination-integration/>  
 jf <https://www.ined.fr/fr/tout-savoir-population/chiffres/france/#r151>  
 jg <https://teo1.site.ined.fr/>  
 jh <https://teo-english.site.ined.fr/>  
 ji [https://teo1.site.ined.fr/fr/donnees\\_et\\_resultats/acces\\_aux\\_donnees/](https://teo1.site.ined.fr/fr/donnees_et_resultats/acces_aux_donnees/)  
 jj <https://teo.site.ined.fr/>

jk <https://www.cnis.fr/enquetes/trajeciores-origines-teo2-2019-2020-enquete-2019x055ec/?theme=1092>  
 jl <https://www.insee.fr/fr/statistiques/3633212#consulter>  
 jm <https://www.insee.fr/fr/statistiques/2861345>  
 jn <https://www.insee.fr/en/statistiques/1283872>  
 jo <https://www.immigration.interieur.gouv.fr/fr/Info-ressources/Etudes-et-statistiques/Statistiques/Essentiel-de-l-immigration/Chiffres-cles>  
 jp [https://www.immigration.interieur.gouv.fr/content/download/116876/937556/file/Les\\_principales\\_donnees\\_de\\_limmigration\\_au\\_12\\_juin\\_2019.pdf](https://www.immigration.interieur.gouv.fr/content/download/116876/937556/file/Les_principales_donnees_de_limmigration_au_12_juin_2019.pdf)  
 jq [https://www.immigration.interieur.gouv.fr/content/download/116870/937526/file/EM\\_2019-33\\_La\\_delivrance\\_de\\_visas\\_aux\\_etrangers\\_au\\_12\\_juin\\_2019.pdf](https://www.immigration.interieur.gouv.fr/content/download/116870/937526/file/EM_2019-33_La_delivrance_de_visas_aux_etrangers_au_12_juin_2019.pdf)  
 jr [https://www.immigration.interieur.gouv.fr/fr/content/download/118325/948522/file/Motif\\_education\\_flux\\_2018\\_prov.xlsx](https://www.immigration.interieur.gouv.fr/fr/content/download/118325/948522/file/Motif_education_flux_2018_prov.xlsx)  
 js [https://www.immigration.interieur.gouv.fr/fr/content/download/118326/948527/file/Motif\\_familial\\_flux\\_2018\\_prov.xlsx](https://www.immigration.interieur.gouv.fr/fr/content/download/118326/948527/file/Motif_familial_flux_2018_prov.xlsx)  
 jt [https://www.immigration.interieur.gouv.fr/fr/content/download/118327/948532/file/Motif\\_economique\\_flux\\_2018\\_prov.xlsm](https://www.immigration.interieur.gouv.fr/fr/content/download/118327/948532/file/Motif_economique_flux_2018_prov.xlsm)  
 ju <https://www.immigration.interieur.gouv.fr/fr/Info-ressources/Etudes-et-statistiques/Etudes/Etudes/Enquete-Longitudinale-sur-l-Integration-des-Primo-Arrivants-ELIPA>  
 jv [https://www.immigration.interieur.gouv.fr/fr/content/download/73442/537884/file/IM\\_72-73\\_elipa3\\_premiersresultats\\_EN.pdf](https://www.immigration.interieur.gouv.fr/fr/content/download/73442/537884/file/IM_72-73_elipa3_premiersresultats_EN.pdf)  
 jw [http://elipa2.org/Document/Document/IM\\_72-73\\_elipa3\\_premiers%20resultats\\_anglais.pdf](http://elipa2.org/Document/Document/IM_72-73_elipa3_premiers%20resultats_anglais.pdf)  
 jx [https://www.immigration.interieur.gouv.fr/content/download/114618/917596/file/amiel\\_paper-novembre-2013.pdf](https://www.immigration.interieur.gouv.fr/content/download/114618/917596/file/amiel_paper-novembre-2013.pdf)  
 jy <http://elipa2.org/>  
 jz <https://www.cnis.fr/enquetes/integration-primo-arrivants-personnes-admises-sejour-elipa2-enquete-longitudinale-l-2019x711im/>  
 ka <http://www.ofii.fr/qui-sommes-nous/nos-missions>  
 kb <http://www.ofii.fr/qui-sommes-nous/rapports-d-activite>  
 kc <http://www.ofii.fr/qui-sommes-nous/rapports-d-activite>  
 kd <https://www.ofpra.gouv.fr/fr/l-ofpra/nos-publications/rapports-d-activite>  
 ke <http://www.cnda.fr/La-CNDA/Donnees-chiffrees-et-bilans>  
 kf <http://www.cnda.fr/Media/TACAA/CNDA/Documents-CNDA/Rapports-d-activite-et-bilans-statistiques/RA2018>  
 kg [https://www.destatis.de/SiteGlobals/Forms/Suche/EN/Expertensuche\\_Formular.html](https://www.destatis.de/SiteGlobals/Forms/Suche/EN/Expertensuche_Formular.html)  
 kh [https://www.destatis.de/EN/Themes/\\_node.html](https://www.destatis.de/EN/Themes/_node.html)  
 ki [https://www.zensus2011.de/EN/Home/home\\_node.html](https://www.zensus2011.de/EN/Home/home_node.html)  
 kj [https://www.destatis.de/DE/Themen/Gesellschaft-Umwelt/Bevoelkerung/Migration-Integration/\\_inhalt.html#sprg233648](https://www.destatis.de/DE/Themen/Gesellschaft-Umwelt/Bevoelkerung/Migration-Integration/_inhalt.html#sprg233648)  
 kk [https://www.destatis.de/GPSstatistik/receive/DESerie\\_serie\\_00000018](https://www.destatis.de/GPSstatistik/receive/DESerie_serie_00000018)  
 kl <https://www.destatis.de/DE/Themen/Querschnitt/Jahrbuch/jb-bevoelkerung.html>  
 km [https://www.destatis.de/DE/Service/Statistik-Campus/Datenreport/Downloads/datenreport-2018-kap-1.pdf?\\_\\_blob=publicationFile](https://www.destatis.de/DE/Service/Statistik-Campus/Datenreport/Downloads/datenreport-2018-kap-1.pdf?__blob=publicationFile)  
 kn [https://www.destatis.de/DE/Themen/Gesellschaft-Umwelt/Bevoelkerung/Bevoelkerungsstand/Publikationen/Downloads-Bevoelkerungsstand/bevoelkerungsfortschreibung-2010130177004.pdf?\\_\\_blob=publicationFile](https://www.destatis.de/DE/Themen/Gesellschaft-Umwelt/Bevoelkerung/Bevoelkerungsstand/Publikationen/Downloads-Bevoelkerungsstand/bevoelkerungsfortschreibung-2010130177004.pdf?__blob=publicationFile)  
 ko [https://www.destatis.de/DE/Themen/Gesellschaft-Umwelt/Bevoelkerung/Migration-Integration/\\_inhalt.html#sprg228898](https://www.destatis.de/DE/Themen/Gesellschaft-Umwelt/Bevoelkerung/Migration-Integration/_inhalt.html#sprg228898)  
 kp [https://www.destatis.de/DE/Themen/Gesellschaft-Umwelt/Bevoelkerung/Migration-Integration/Publikationen/Downloads-Migration/auslaend-bevoelkerung-2010200187004.pdf?\\_\\_blob=publicationFile](https://www.destatis.de/DE/Themen/Gesellschaft-Umwelt/Bevoelkerung/Migration-Integration/Publikationen/Downloads-Migration/auslaend-bevoelkerung-2010200187004.pdf?__blob=publicationFile)  
 kq [https://www.destatis.de/DE/Themen/Gesellschaft-Umwelt/Bevoelkerung/Migration-Integration/\\_inhalt.html#sprg228898](https://www.destatis.de/DE/Themen/Gesellschaft-Umwelt/Bevoelkerung/Migration-Integration/_inhalt.html#sprg228898)  
 kr [https://www.destatis.de/DE/Themen/Gesellschaft-Umwelt/Bevoelkerung/Haushalte-Familien/Publikationen/Downloads-Haushalte/haushalte-familien-2010300187004.pdf?\\_\\_blob=publicationFile](https://www.destatis.de/DE/Themen/Gesellschaft-Umwelt/Bevoelkerung/Haushalte-Familien/Publikationen/Downloads-Haushalte/haushalte-familien-2010300187004.pdf?__blob=publicationFile)  
 ks <https://www-genesis.destatis.de/genesis/online/data>  
 kt [https://www.destatis.de/EN/Home/\\_node.html?jsessionid=0467889F197B69E0D22346CA928B4ABB.internet742](https://www.destatis.de/EN/Home/_node.html?jsessionid=0467889F197B69E0D22346CA928B4ABB.internet742)  
 ku <https://www-genesis.destatis.de/genesis/online/data?operation=table&code=12411-0009&levelindex=0&levelid=1572605217446>  
 kv [https://www.destatis.de/DE/Themen/Gesellschaft-Umwelt/Bevoelkerung/Migration-Integration/Tabellen/auslaendische-bevoelkerung-staatsangehoerigkeit-pdf.pdf?\\_\\_blob=publicationFile](https://www.destatis.de/DE/Themen/Gesellschaft-Umwelt/Bevoelkerung/Migration-Integration/Tabellen/auslaendische-bevoelkerung-staatsangehoerigkeit-pdf.pdf?__blob=publicationFile)  
 kw <http://www.bamf.de/EN/DasBAMF/Aufgaben/Datenerhebung/datenerhebung-node.html>  
 kx [http://www.bamf.de/SharedDocs/Anlagen/DE/Publikationen/BerichtsreihenMigrationIntegration/Wanderungsmonitoring/wanderungsmonitoring-jahresbericht-2018.pdf?\\_\\_blob=publicationFile](http://www.bamf.de/SharedDocs/Anlagen/DE/Publikationen/BerichtsreihenMigrationIntegration/Wanderungsmonitoring/wanderungsmonitoring-jahresbericht-2018.pdf?__blob=publicationFile)  
 ky <https://www.cimonline.de/en/html/publications.html>  
 kz <https://dbk.gesis.org/dbksearch/sdesc2.asp?no=6604>  
 la <https://dbk.gesis.org/dbksearch/download.asp?db=E&id=58193>  
 lb <https://dbk.gesis.org/dbksearch/sdesc2.asp?no=5244>  
 lc <https://dbk.gesis.org/dbksearch/download.asp?db=E&id=59654>  
 ld [https://www.destatis.de/DE/Themen/Gesellschaft-Umwelt/Bevoelkerung/Migration-Integration/\\_inhalt.html#sprg233648](https://www.destatis.de/DE/Themen/Gesellschaft-Umwelt/Bevoelkerung/Migration-Integration/_inhalt.html#sprg233648)  
 le <https://www-genesis.destatis.de/genesis/online?sequenz=tabelleErgebnis&selectionname=12711-0005>  
 lf <https://www.destatis.de/DE/Themen/Gesellschaft-Umwelt/Bevoelkerung/Wanderungen/Publikationen/Downloads-Wanderungen/wanderungen-2010120177004.html?nn=209080>  
 lg [https://www.destatis.de/DE/Themen/Gesellschaft-Umwelt/Bevoelkerung/Migration-Integration/Publikationen/Downloads-Migration/einbuengerungen-2010210187004.pdf?\\_\\_blob=publicationFile](https://www.destatis.de/DE/Themen/Gesellschaft-Umwelt/Bevoelkerung/Migration-Integration/Publikationen/Downloads-Migration/einbuengerungen-2010210187004.pdf?__blob=publicationFile)  
 lh <http://www.bamf.de/DE/Infothek/Statistiken/Asylzahlen/asylzahlen-node.html>  
 li [http://www.bamf.de/SharedDocs/Anlagen/DE/Publikationen/BerichtsreihenMigrationIntegration/Wanderungsmonitoring/wanderungsmonitoring-jahresbericht-2018.pdf?\\_\\_blob=publicationFile](http://www.bamf.de/SharedDocs/Anlagen/DE/Publikationen/BerichtsreihenMigrationIntegration/Wanderungsmonitoring/wanderungsmonitoring-jahresbericht-2018.pdf?__blob=publicationFile)  
 lj [https://fdz.iab.de/en/FDZ\\_Individual\\_Data/iab-soep-mig.aspx](https://fdz.iab.de/en/FDZ_Individual_Data/iab-soep-mig.aspx)  
 lk [https://fdz.iab.de/en/FDZ\\_Individual\\_Data/iab-bamf-soep.aspx](https://fdz.iab.de/en/FDZ_Individual_Data/iab-bamf-soep.aspx)  
 ll [https://www.diw.de/en/diw\\_01.c.615551.en/research\\_infrastructure\\_so...economic\\_panel\\_soep.html](https://www.diw.de/en/diw_01.c.615551.en/research_infrastructure_so...economic_panel_soep.html)  
 lm [https://www.diw.de/en/diw\\_01.c.617805.en/soep/soep\\_research\\_migration\\_and\\_integration.html](https://www.diw.de/en/diw_01.c.617805.en/soep/soep_research_migration_and_integration.html)  
 ln <http://www4.istat.it/it/immigrati>  
 lo <http://dati.istat.it/?lang=en>  
 lp <http://siqua.istat.it/SIQual/sintesi.do?id=0019700>  
 lq <https://www.istat.it/en/permanent-censuses>  
 lr <http://siqua.istat.it/SIQual/sintesi.do?id=7779008>  
 ls <http://siqua.istat.it/SIQual/sintesi.do?id=5000098>

lt <http://siqua.istat.it/SIQual/sintesi.do?id=8888950>  
 lu <http://stra-dati.istat.it/Index.aspx?lang=en&SubSessionId=0db131b0-5bd9-4459-aa4d-5b6017fbd090>  
 lv [http://ucs.interno.gov.it/ucs/contenuti/Le\\_statistiche\\_ufficiali\\_del\\_ministero\\_dell\\_interno\\_ed\\_2018-7358400.htm](http://ucs.interno.gov.it/ucs/contenuti/Le_statistiche_ufficiali_del_ministero_dell_interno_ed_2018-7358400.htm)  
 lw [http://ucs.interno.gov.it/ucs/generali/Documenti\\_scaricabili-170397.htm](http://ucs.interno.gov.it/ucs/generali/Documenti_scaricabili-170397.htm)  
 lx [http://ucs.interno.gov.it/ucs/contenuti/Annuario\\_delle\\_statistiche\\_ufficiali\\_del\\_ministero\\_dell\\_interno-177581.htm](http://ucs.interno.gov.it/ucs/contenuti/Annuario_delle_statistiche_ufficiali_del_ministero_dell_interno-177581.htm)  
 ly [http://ucs.interno.gov.it/ucs/allegati/Download:Dati\\_statistici\\_sull\\_immigrazione\\_in\\_italia\\_dal\\_2008\\_al\\_2013\\_e\\_aggiornamento\\_dei\\_dati\\_relativi\\_ai\\_permessi\\_di\\_soggiorno\\_rilasciati\\_al\\_31\\_dicembre\\_2014-5705924.htm](http://ucs.interno.gov.it/ucs/allegati/Download:Dati_statistici_sull_immigrazione_in_italia_dal_2008_al_2013_e_aggiornamento_dei_dati_relativi_ai_permessi_di_soggiorno_rilasciati_al_31_dicembre_2014-5705924.htm)  
 lz [http://ucs.interno.gov.it/ucs/allegati/Download:Dati\\_statistici\\_sull\\_immigrazione\\_in\\_italia\\_dal\\_2008\\_al\\_2013\\_e\\_aggiornamento\\_dei\\_dati\\_relativi\\_ai\\_permessi\\_di\\_soggiorno\\_rilasciati\\_al\\_31\\_dicembre\\_2014\\_appendici\\_pdf-5705925.htm](http://ucs.interno.gov.it/ucs/allegati/Download:Dati_statistici_sull_immigrazione_in_italia_dal_2008_al_2013_e_aggiornamento_dei_dati_relativi_ai_permessi_di_soggiorno_rilasciati_al_31_dicembre_2014_appendici_pdf-5705925.htm)  
 ma <https://www.lavoro.gov.it/documenti-e-norme/studi-e-statistiche/Pagine/default.aspx>  
 mb <http://www.integrazionemigranti.gov.it/Pagine/default.aspx>  
 mc <http://www.ismu.org/en/>  
 md <http://www.ismu.org/ricerca/dati-sulle-migrazioni/>  
 me <http://www.ismu.org/ricerca/dati-sulle-migrazioni/#1531235318737-5cdad53e-e852>  
 mf <http://www.ismu.org/ricerca/dati-sulle-migrazioni/#1542708346792-dcb01c49-8b3a>  
 mg <http://www.ismu.org/en/publications/>  
 mh <http://www.ismu.org/publicazioni/elenco-delle-pubblicazioni/#1538405467483-e49a47c4-65b1>  
 mi <http://www.ismu.org/wp-content/uploads/2018/10/XXIV-Report-on-migrations-2018.pdf>  
 mj <http://www.cestim.it/index01dati.php>  
 mk <https://www.dossierimmigrazione.it/en/shop-2/>  
 ml <https://www.dossierimmigrazione.it/en/press-notes-2019/>  
 mm <http://stra-dati.istat.it/Index.aspx?lang=en&SubSessionId=0db131b0-5bd9-4459-aa4d-5b6017fbd090>  
 mn <http://stra-dati.istat.it/Index.aspx?lang=en&SubSessionId=0db131b0-5bd9-4459-aa4d-5b6017fbd090>  
 no [http://ucs.interno.gov.it/ucs/contenuti/Le\\_statistiche\\_ufficiali\\_del\\_ministero\\_dell\\_interno\\_ed\\_2018-7358400.htm](http://ucs.interno.gov.it/ucs/contenuti/Le_statistiche_ufficiali_del_ministero_dell_interno_ed_2018-7358400.htm)  
 mp [http://ucs.interno.gov.it/ucs/generali/Documenti\\_scaricabili-170397.htm](http://ucs.interno.gov.it/ucs/generali/Documenti_scaricabili-170397.htm)  
 mq [http://ucs.interno.gov.it/ucs/contenuti/Annuario\\_delle\\_statistiche\\_ufficiali\\_del\\_ministero\\_dell\\_interno-177581.htm](http://ucs.interno.gov.it/ucs/contenuti/Annuario_delle_statistiche_ufficiali_del_ministero_dell_interno-177581.htm)  
 nr <http://www.libertacivilimmigrazione.dlci.interno.gov.it/it/documentazione/statistica/cruscotto-statistico-giornaliero>  
 ms <http://www.libertacivilimmigrazione.dlci.interno.gov.it/it/documentazione/statistica/i-numeri-dellasillo>  
 mt [http://ucs.interno.gov.it/ucs/contenuti/Le\\_statistiche\\_ufficiali\\_del\\_ministero\\_dell\\_interno\\_ed\\_2018-7358400.htm](http://ucs.interno.gov.it/ucs/contenuti/Le_statistiche_ufficiali_del_ministero_dell_interno_ed_2018-7358400.htm)  
 mu <https://opendata.cbs.nl/statline/#/CBS/en/navigatieScherm/thema?themaNr=5410>  
 mv <https://opendata.cbs.nl/statline/#/CBS/en/navigatieScherm/thema?themaNr=5410>  
 mw <https://opendata.cbs.nl/statline/#/CBS/en/dataset/03743eng/table?ts=1573032968638>  
 mx <https://www.cbs.nl/en-gb/publication/2018/47/annual-report-on-integration-2018>  
 my <https://www.cbs.nl/en-gb/publication/2016/47/annual-report-on-integration-2016>  
 mz <https://www.cbs.nl/nl-nl/dossier/dossier-asiel-migratie-en-integratie>  
 na <https://www.vluchtelingenwerk.nl/feiten-cijfers>  
 nb [https://www.vluchtelingenwerk.nl/sites/default/files/Vluchtelingenwerk/Cijfers/20190722\\_vwn\\_vluchtelingen-in-getallen.pdf](https://www.vluchtelingenwerk.nl/sites/default/files/Vluchtelingenwerk/Cijfers/20190722_vwn_vluchtelingen-in-getallen.pdf)  
 nc <https://vijfeeuwenmigratie.nl/land>  
 nd <http://www.knaw.nl/>  
 ne <http://www.rug.nl/>  
 nf <https://www.nidi.knaw.nl/en/research/mm/intro>  
 ng [https://www.scp.nl/english/Research\\_and\\_Data](https://www.scp.nl/english/Research_and_Data)  
 nh <http://www.frankvantubergen.nl/home/index.php/66-data-collection>  
 ni <https://opendata.cbs.nl/statline/#/CBS/en/dataset/37943eng/table?ts=1573033516697>  
 nj <https://opendata.cbs.nl/statline/#/CBS/en/dataset/03742eng/table?ts=1573035707196>  
 nk <https://opendata.cbs.nl/statline/#/CBS/nl/dataset/37550ned/table?ts=1573218553973>  
 nl <https://opendata.cbs.nl/statline/#/CBS/en/dataset/83102ENG/table?ts=1573035961899>  
 nm <https://opendata.cbs.nl/statline/#/CBS/en/dataset/80059eng/table?ts=1573037010952>  
 nn <https://opendata.cbs.nl/statline/#/CBS/en/dataset/71925eng/table?ts=1573216563619>  
 no <https://ind.nl/nieuws/paginas/ind-jaarcijfers-2018-driekwart-aanvragen-bij-ind-vooral-voor-gezinshereniging,-studie-of-werk.aspx>  
 np <https://ind.nl/nieuws/Paginas/IND-jaarcijfers-2018-Driekwart-aanvragen-bij-IND-vooral-voor-gezinshereniging,-studie-of-werk.aspx>  
 nq <https://ind.nl/en/about-ind/figures-and-publications/Pages/Annual-Report.aspx>  
 nr <https://ind.nl/over-ind/Cijfers-publicaties/Paginas/Asieltrends.aspx>  
 ns <https://ind.nl/en/about-ind/figures-and-publications/Pages/Migration-Radar.aspx>  
 nt <https://www.dienstterugkeerenvertrek.nl/Mediatheek/index.aspx>  
 nu <https://www.dienstterugkeerenvertrek.nl/Mediatheek/Vertrekcijfers/index.aspx>  
 nv <https://data.overheid.nl/ondersteuning/algemeen/talen>  
 nw <https://data.overheid.nl/>  
 nx <https://data.overheid.nl/ondersteuning/algemeen/talen>  
 ny [https://data.overheid.nl/dataset/1/25?facet\\_theme%5B1%5D=http%3A//standaarden.overheid.nl/owms/terms/Migratie\\_en\\_integratie%7Chttp%3A//standaarden.overheid.nl/owms/terms/Immigratie\\_%28thema%29&facet\\_authority%5B0%5D=http%3A//standaarden.overheid.nl/owms/terms/Ministerie\\_van\\_Veiligheid\\_en\\_Veiligheid\\_en\\_Justitie&sort=score%20desc%2C%20metadatumodified%20desc](https://data.overheid.nl/dataset/1/25?facet_theme%5B1%5D=http%3A//standaarden.overheid.nl/owms/terms/Migratie_en_integratie%7Chttp%3A//standaarden.overheid.nl/owms/terms/Immigratie_%28thema%29&facet_authority%5B0%5D=http%3A//standaarden.overheid.nl/owms/terms/Ministerie_van_Veiligheid_en_Veiligheid_en_Justitie&sort=score%20desc%2C%20metadatumodified%20desc)  
 nz [https://data.overheid.nl/dataset/1/25?facet\\_theme%5B0%5D=http%3A//standaarden.overheid.nl/owms/terms/Migratie\\_en\\_integratie&facet\\_theme%5B1%5D=http%3A//standaarden.overheid.nl/owms/terms/Migratie\\_en\\_integratie%7Chttp%3A//standaarden.overheid.nl/owms/terms/Immigratie\\_%28thema%29&sort=score%20desc%2C%20metadatumodified%20desc](https://data.overheid.nl/dataset/1/25?facet_theme%5B0%5D=http%3A//standaarden.overheid.nl/owms/terms/Migratie_en_integratie&facet_theme%5B1%5D=http%3A//standaarden.overheid.nl/owms/terms/Migratie_en_integratie%7Chttp%3A//standaarden.overheid.nl/owms/terms/Immigratie_%28thema%29&sort=score%20desc%2C%20metadatumodified%20desc)  
 oa <https://data.overheid.nl/dataset/immigratie--handleiding-open-data>  
 ob <https://www.rijksoverheid.nl/onderwerpen/asielbeleid/vraag-en-antwoord/asiel--en-migratiecijfers>  
 oc <https://www.rijksoverheid.nl/onderwerpen/immigratie/documenten>  
 od <https://www.rijksoverheid.nl/binaries/rijksoverheid/documenten/rapporten/2018/04/30/rapportage-vreemdelingenketen-periode-januari-december-2017/Vreemdelingenketen+jan-dec+2017.pdf>  
 oe <https://www.rijksoverheid.nl/onderwerpen/immigratie/documenten/rapporten/2017/03/21/rapportage-vreemdelingenketen-periode-januari-december-2017/Vreemdelingenketen+jan-dec+2017.pdf>

cember-2016  
 of [https://www.ine.es/dyngs/INEbase/en/operacion.htm?c=Estadistica\\_C&cid=1254736177012&menu=resultados&idp=1254734710990](https://www.ine.es/dyngs/INEbase/en/operacion.htm?c=Estadistica_C&cid=1254736177012&menu=resultados&idp=1254734710990)  
 og <https://www.ine.es/dynt3/inebase/en/index.htm?padre=1894&capsel=1895>  
 oh [https://www.ine.es/en/censos2011\\_datos/cen11\\_datos\\_resultados\\_en.htm#website](https://www.ine.es/en/censos2011_datos/cen11_datos_resultados_en.htm#website)  
 oi [https://www.ine.es/dyngs/INEbase/en/operacion.htm?c=Estadistica\\_C&cid=1254736176952&menu=resultados&idp=1254735572981](https://www.ine.es/dyngs/INEbase/en/operacion.htm?c=Estadistica_C&cid=1254736176952&menu=resultados&idp=1254735572981)  
 oj [https://www.ine.es/dynt3/inebase/index.htm?type=pcaxis&path=/t22/e308/meto\\_05/modulo/base\\_2011/2014/&file=pcaxis&L=1](https://www.ine.es/dynt3/inebase/index.htm?type=pcaxis&path=/t22/e308/meto_05/modulo/base_2011/2014/&file=pcaxis&L=1)  
 ok [https://www.ine.es/ss/Satellite?L=en\\_GB&c=INEPublicacion\\_P&cid=1254735107363&idp=1254735107363&p=1254735110606&pagename=ProductosYServicios%2FPYSLayout&tittema=Demography+and+population](https://www.ine.es/ss/Satellite?L=en_GB&c=INEPublicacion_P&cid=1254735107363&idp=1254735107363&p=1254735110606&pagename=ProductosYServicios%2FPYSLayout&tittema=Demography+and+population)  
 ol <http://extranjeros.miramiss.gob.es/es/Estadisticas/index.html>  
 om <http://extranjeros.miramiss.gob.es/es/Estadisticas/operaciones/con-certificado/index2.html>  
 on [http://extranjeros.miramiss.gob.es/es/estadisticas/operaciones/con-certificado/principales\\_series/PS\\_Residentes\\_RG2018.xlsx](http://extranjeros.miramiss.gob.es/es/estadisticas/operaciones/con-certificado/principales_series/PS_Residentes_RG2018.xlsx)  
 oo <http://extranjeros.miramiss.gob.es/es/estadisticas/operaciones/con-autorizacion/index.html>  
 op <http://extranjeros.miramiss.gob.es/es/ObservatorioPermanenteInmigracion/Publicaciones/index.html>  
 oq [https://www.ine.es/dyngs/INEbase/en/operacion.htm?c=Estadistica\\_C&cid=1254736177000&menu=resultados&idp=1254735573002](https://www.ine.es/dyngs/INEbase/en/operacion.htm?c=Estadistica_C&cid=1254736177000&menu=resultados&idp=1254735573002)  
 or [https://www.ine.es/dyngs/INEbase/en/operacion.htm?c=Estadistica\\_C&cid=1254736177001&menu=resultados&idp=1254735573002](https://www.ine.es/dyngs/INEbase/en/operacion.htm?c=Estadistica_C&cid=1254736177001&menu=resultados&idp=1254735573002)  
 os <http://www.miramiss.gob.es/es/estadisticas/contenidos/anuario.htm>  
 ot <http://www.miramiss.gob.es/es/estadisticas/anuarios/2018/PTE/PTE.pdf>  
 ou <http://www.miramiss.gob.es/es/estadisticas/anuarios/2018/PTE/PTE.xls>  
 ov [http://www.miramiss.gob.es/es/estadisticas/Inmigracion\\_emigracion/index.htm](http://www.miramiss.gob.es/es/estadisticas/Inmigracion_emigracion/index.htm)  
 ow <http://www.miramiss.gob.es/es/estadisticas/anuarios/2018/index.htm>  
 ox <http://extranjeros.miramiss.gob.es/es/Estadisticas/index.html>  
 oy <http://extranjeros.miramiss.gob.es/es/estadisticas/operaciones/flujos-autorizacion/index2.html>  
 oz [http://extranjeros.miramiss.gob.es/es/estadisticas/operaciones/flujos-autorizacion/principales\\_series\\_2009\\_2017/PS\\_Residentes\\_Flujo\\_RG\\_2009\\_2017.xlsx](http://extranjeros.miramiss.gob.es/es/estadisticas/operaciones/flujos-autorizacion/principales_series_2009_2017/PS_Residentes_Flujo_RG_2009_2017.xlsx)  
 pa <http://extranjeros.miramiss.gob.es/es/Estadisticas/operaciones/concesiones/index.html>  
 pb <http://www.interior.gob.es/es/web/archivos-y-documentacion/archivos-y-documentacion>  
 pc <http://www.interior.gob.es/web/archivos-y-documentacion/documentacion-y-publicaciones/publicaciones-descargables/extranjeria-y-asilo/asilo-en-cifras>  
 pd <http://www.interior.gob.es/web/archivos-y-documentacion/extranjeria>  
 pe <https://www.scb.se/hitta-statistik/temaomraden/statistik-om-integration/>  
 pf <http://www.statistikdatabasen.scb.se/pxweb/en/ssd/>  
 pg <https://www.scb.se/en/finding-statistics/statistics-by-subject-area/population/>  
 ph [http://www.statistikdatabasen.scb.se/pxweb/en/ssd/START\\_BE\\_BE0101\\_BE0101E/FodelselandArK/](http://www.statistikdatabasen.scb.se/pxweb/en/ssd/START_BE_BE0101_BE0101E/FodelselandArK/)  
 pi <http://www.statistikdatabasen.scb.se/goto/en/ssd/FodelselandArK>  
 pj [http://www.statistikdatabasen.scb.se/pxweb/en/ssd/START\\_BE\\_BE0101\\_BE0101E/UtrikesFoddaAntAr/](http://www.statistikdatabasen.scb.se/pxweb/en/ssd/START_BE_BE0101_BE0101E/UtrikesFoddaAntAr/)  
 pk <http://www.statistikdatabasen.scb.se/goto/en/ssd/UtrikesFoddaAntAr>  
 pl <http://www.statistikdatabasen.scb.se/goto/en/ssd/UtlmedbR>  
 pm [http://www.statistikdatabasen.scb.se/pxweb/en/ssd/START\\_BE\\_BE0101\\_BE0101P/MigrMott2015/](http://www.statistikdatabasen.scb.se/pxweb/en/ssd/START_BE_BE0101_BE0101P/MigrMott2015/)  
 pn <http://www.immi.se/start/English>  
 po <http://www.immi.se/migra/migration-statistik>  
 pp <http://www.migrationsinfo.se/om-oss/>  
 pq <http://www.statistikdatabasen.scb.se/pxweb/en/ssd/>  
 pr [http://www.statistikdatabasen.scb.se/pxweb/en/ssd/START\\_BE\\_BE0101\\_BE0101J/ImmiBosattMedb/](http://www.statistikdatabasen.scb.se/pxweb/en/ssd/START_BE_BE0101_BE0101J/ImmiBosattMedb/)  
 ps [http://www.statistikdatabasen.scb.se/pxweb/en/ssd/START\\_BE\\_BE0101\\_BE0101J/ImmiEmiFod/](http://www.statistikdatabasen.scb.se/pxweb/en/ssd/START_BE_BE0101_BE0101J/ImmiEmiFod/)  
 pt [http://www.statistikdatabasen.scb.se/pxweb/en/ssd/START\\_BE\\_BE0101\\_BE0101J/ImmiEmiMedb/](http://www.statistikdatabasen.scb.se/pxweb/en/ssd/START_BE_BE0101_BE0101J/ImmiEmiMedb/)  
 pu [http://www.statistikdatabasen.scb.se/pxweb/en/ssd/START\\_BE\\_BE0101\\_BE0101J/ImmiEmiFlytt/](http://www.statistikdatabasen.scb.se/pxweb/en/ssd/START_BE_BE0101_BE0101J/ImmiEmiFlytt/)  
 pv [http://www.statistikdatabasen.scb.se/pxweb/en/ssd/START\\_BE\\_BE0101\\_BE0101J/GFBGrov/](http://www.statistikdatabasen.scb.se/pxweb/en/ssd/START_BE_BE0101_BE0101J/GFBGrov/)  
 pw [http://www.statistikdatabasen.scb.se/pxweb/en/ssd/START\\_BE\\_BE0101\\_BE0101N/MedborgarByteLandR/](http://www.statistikdatabasen.scb.se/pxweb/en/ssd/START_BE_BE0101_BE0101N/MedborgarByteLandR/)  
 px [http://www.statistikdatabasen.scb.se/pxweb/en/ssd/START\\_BE\\_BE0101\\_BE0101P/Ensamkommande/](http://www.statistikdatabasen.scb.se/pxweb/en/ssd/START_BE_BE0101_BE0101P/Ensamkommande/)  
 py [http://www.statistikdatabasen.scb.se/pxweb/en/ssd/START\\_BE\\_BE0101\\_BE0101P/Asylsokande/](http://www.statistikdatabasen.scb.se/pxweb/en/ssd/START_BE_BE0101_BE0101P/Asylsokande/)  
 pz <http://www.statistikdatabasen.scb.se/goto/sv/ssd/CirkMigMLandFLandgr>  
 qa <http://www.statistikdatabasen.scb.se/goto/sv/ssd/AntalMigMLandFLandgr>  
 qb <https://www.scb.se/hitta-statistik/statistik-efter-amne/befolkning/befolkningens-sammansattning/befolkningsstatistik/pong/tabell-och-diagram/cirkular-migration/antal-migrationer-och-migranter-efter-fodelseland-och-antalet-migrationer/>  
 qc <https://www.migrationsverket.se/English/About-the-Migration-Agency/Statistics.html>  
 qd [https://www.migrationsverket.se/download/18.748d859516793fb65f9ce0/1572878711424/Beviljade\\_arbetsstillst%C3%A5nd\\_2019\\_-\\_Work\\_permits\\_granted\\_2019.pdf](https://www.migrationsverket.se/download/18.748d859516793fb65f9ce0/1572878711424/Beviljade_arbetsstillst%C3%A5nd_2019_-_Work_permits_granted_2019.pdf)  
 qe <https://www.migrationsverket.se/download/18.1ef19f6e163f45d340a3dce/1548326038887/Tab%204%20-%20Residence%20permits%20granted%201986-2018%20-%20family%20reunification.pdf>  
 qf [https://www.migrationsverket.se/download/18.748d859516793fb65f9cea/1572878749431/Inkomna\\_ans%C3%B6kningar\\_om\\_asyl\\_2019\\_-\\_Applications\\_for\\_asylum\\_received\\_2019.pdf](https://www.migrationsverket.se/download/18.748d859516793fb65f9cea/1572878749431/Inkomna_ans%C3%B6kningar_om_asyl_2019_-_Applications_for_asylum_received_2019.pdf)  
 qg [https://www.migrationsverket.se/download/18.748d859516793fb65f9cde/1572878711377/Avgjorda\\_asyl%C3%A4renden\\_2019\\_-\\_Asylum\\_decisions\\_2019.pdf](https://www.migrationsverket.se/download/18.748d859516793fb65f9cde/1572878711377/Avgjorda_asyl%C3%A4renden_2019_-_Asylum_decisions_2019.pdf)  
 qh <https://www.migrationsverket.se/download/18.1ef19f6e163f45d340a3dd3/1548326038864/Tab%206%20-%20Residence%20permits%20granted%20%201986-2018%20-%20students.pdf>  
 qi <https://www.migrationsverket.se/Om-Migrationsverket/Statistik/Svenskt-medborgarskap.html>  
 qj <https://www.migrationsverket.se/Om-Migrationsverket/Statistik/Svenskt-medborgarskap.html>  
 qk <http://aida-association.org/aida/index.php>  
 ql <http://popstats.unhcr.org/>  
 qm <http://popstats.unhcr.org/>

Produced under the framework of the EU-funded EUROMED Migration IV programme, this mapping provides a general overview of existing statistical sources on migration in the Euro-Med region. It aims to instruct practitioners and government stakeholders in sending states on where to collect statistical data for mapping locations, movement trends and characteristics of Arab expatriate communities, with a particular focus on collecting sociodemographic information. The informed inventory may also be used to assess and compare given countries' outreach practices.

Part One presents some general information on the sources and resources available to map emigrants, as well as some data on expatriates from eight EU Southern Partner Countries. These illustrate the major challenges inherent to counting and mapping expatriates abroad.

Part Two lists the resources available in key locations and data-processing institutions, classified as follows: 1. International sources; 2. Think tanks and academic sources; 3. Domestic sources (in the sending states) and 4. National sources (in the receiving states).

A description of the data available in each dataset, as well as a basic, qualitative assessment of the sources and their limitations, will support data and information collection on Arab expatriates abroad.

"Mapping ENI SPCs migrants in the Euro-Mediterranean region: An inventory of statistical sources" is a key resource for Euro-Mediterranean migration stakeholders which may also lay foundations for more in-depth, national studies on statistical sources and migration data management in the future.



International Centre for Migration Policy Development (ICMPD)  
Regional Coordination Office for the Mediterranean Development House,  
4A St Anne Street  
Floriana, FRN9010 Malta