

# Supporting Syria and the region: Post-Brussels conference financial tracking

---

**Report Twelve**  
*September 2021*



FUNDED BY THE  
EUROPEAN UNION

---

# Supporting Syria and the region: Post-Brussels conference financial tracking September 2021

On 30 March 2021, representatives of 79 delegations - 52 States, 8 regional organisations and International Financial Institutions (IFI) as well as 16 United Nations (UN) agencies and 3 humanitarian organisations – came together to renew political, humanitarian, and financial commitments for supporting the future of Syria and the region at the Brussels V conference. Hosted by the European Union (EU) and co-chaired by the UN, the ninth pledging conference announced a total funding pledge of **US\$4.4 billion (€3.6 billion) for 2021** and multi-year pledges of close to **US\$2 billion (€1.7 billion) for 2022 and beyond**, in addition, IFIs and donors also announced **US\$7 billion (€5.9 billion) in loans<sup>1</sup> for 2021 and beyond**.

This is the twelfth financial tracking report in a series that tracks financial contributions against pledges made in response to the Syrian crisis. This report was commissioned by the European Commission (EC), and it presents the contributions of donors against their pledges made at the Brussels V conference, as of 18 June 2021<sup>2</sup>.

This report summarises the progress of contributions to respond in Syria and in the neighbouring refugee-hosting countries – Jordan, Lebanon, Turkey, Iraq, and Egypt.

It also provides a breakdown of grant pledges and contributions and loan pledges to Syria and the region. Information was gathered directly from all participating donors and multi-lateral development banks and supplemented by Brussels conference documentation and triangulated with data from the Office for the Coordination of Humanitarian Affairs (OCHA) Financial Tracking Service (FTS). A glossary of the terms used throughout is given at the end of the report, as are details of the data sources and methodology employed.

Throughout the report, the term “contribution” refers to the sum of all assistance reported at each mutually exclusive stage of the funding process – committed, contracted, and disbursed (see Annex A: Glossary).

*This publication was produced with the financial support of the European Union. Its contents are the sole responsibility of Particip GmbH and Emerging Markets International and do not necessarily reflect the views of the European Union.*

---

<sup>1</sup> Loan pledges refer to lending targets, which depend on the recipient's willingness and ability to comply with the terms and guarantee requirements of the lender.

<sup>2</sup> Throughout the report, the contributions data used is valid as of 18 June 2021 but is referred to as of June 2021.

# Contents

<b>1. Key results</b>	<b>3</b>
<b>2. Overview</b>	<b>5</b>
<b>3. Progress by Donor</b>	<b>6</b>
Grant Contributions	6
Loan Pledges and Contributions	10
<b>4. Progress by Recipient Country</b>	<b>11</b>
Grant Contributions	11
Loan Contributions	13
<b>5. In focus: Contributions to Jordan, Lebanon, Turkey, and Syria</b>	<b>14</b>
Jordan	14
Lebanon	15
Beirut Explosion	17
Turkey	18
Syria	18
<b>6. Sectors</b>	<b>19</b>
COVID-19 Pandemic	21
<b>7. Channels of Delivery</b>	<b>22</b>
<b>8. UN Coordinated Response Plans</b>	<b>24</b>
<b>Annexes</b>	<b>26</b>
Annex A: Glossary	26
Annex B: Methodology	28

# 1. Key results

At the fifth Brussels conference on Supporting the Future of Syria and the Region held on 30 March 2021, the international community and governments of refugee-hosting countries came together to reaffirm their commitments to helping millions of affected civilians in Syria and Syrian refugees and the communities generously hosting them.

Thirty-nine donor countries and the European Commission pledged US\$4.4 billion (€3.6 billion) in grants to support humanitarian, development, and

stabilisation activities in 2021 in Syria and the region. Of these, thirteen made forward-looking pledges of US\$2 billion (€1.7 billion) for 2021 and beyond. The IFIs, donor countries and the European Commission also announced US\$7.0 billion (€5.9 billion) in loans. The purpose of this tracking mechanism is to provide an update on the funding delivered in the region and to ensure accountability of donors for the delivery of funding against the pledges made at the Brussels V conference.

The report published today notes that, as of June 2021:

- US\$3.7 billion (€3.1 billion) in grants was contributed by donors for the year 2021 for Syria and countries in the region most affected by the Syrian crisis (Jordan, Lebanon, Turkey, Iraq, and Egypt), representing 85% of the original conference pledge of US\$4.4 billion (€3.6 billion) already being met.
- For grants for 2022 and beyond, as of June 2021, donors have already made available US\$1.3 billion (€1.1 billion), representing 63% of the original conference pledge of US\$2 billion (€1.7 billion) already being met.
- For loans for 2021 and beyond, as of June 2021, donors and multi-lateral development banks have already made available US\$ 5.6 billion (€4.7 billion), representing 80% of the total original conference pledge of US\$7 billion (€5.9 billion) in loans to the governments of refugee-hosting countries .

These figures refer to new contributions, and do not take account of ongoing interventions funded with contributions from previous years.

EU member states and the European Commission pledged a total US\$2.5 billion (€2.1 billion), 57% of the 2021 pledge made at the Brussels V conference, and had contributed US\$2 billion (€1.7 billion) as of June 2021, already meeting 80% of their original conference pledge.

In terms of contributions, the three largest donors are Germany, the USA and the European Commission, accounting for 60% of 2021 grant contributions.

In terms of recipient countries, Syria was the country that received the largest 2021 grant contribution of US\$1.5 billion (€1.3 billion). The five largest donors accounted for 74% of total grant contributions for Syria in 2021, as follows: USA US\$474 million (€397 million), Germany US\$305 million (€255 million), European Commission US\$155 million (€130 million), Japan US\$90 million (€75 million), and Norway US\$82 million (€75 million). For 2022 and beyond, US\$90 million (€75 million) of grant contributions were already made available for Syria.

Lebanon received the second largest amount of 2021 grant contributions, at US\$875 million (€732 million). The three largest donors contributed 64% of the total: Germany US\$227 million (€190 million), European Commission US\$177 million (€149 million) and the USA US\$153 million (€128 million). For 2022 and beyond, grant contributions of US\$273 million (€229 million) were already made available for Lebanon.

New loan pledges for Lebanon for 2021 and beyond amounted to US\$1.4 billion (€1.2 billion), of which US\$1 billion (€851 million) were already made available for Lebanon.

Jordan is the second largest recipient of grant contributions among the neighbouring countries, receiving US\$498 million (€417 million) in grant contributions for 2021. For 2022 and beyond, grant contributions of US\$439 million (€368 million) were already made available. Loan contributions for Jordan for 2021 and beyond amounted to US\$3.0 billion (€2.5 billion), approximately equalling the pledged new loans of US\$3.1 billion (€2.6 billion).

Turkey received US\$132 million (€111 million) in grant contributions for 2021. For 2022 and beyond, grant contributions of US\$50 million (€41 million) were already made available. Loan contributions for Turkey for 2021 and beyond amounted to US\$16 million (€13 million).

Iraq and Egypt had received by June 2021 grant contributions of US\$319 million (€267 million) and US\$45 million (€38 million), respectively. For 2022 and beyond grant contributions for Iraq and Egypt that are already available as contributions, totalled US\$255 million (€214 million) and US\$12 million (€10 million), respectively.

As of June 2021, the funding requirements of the Syria Humanitarian Response 2021 Plan and the Syria Regional Refugee and Resilience 2021 Plan are 18% and 14% covered, respectively. The co-chairs urged donors to maintain or step up their efforts and renew their financial commitments in support of the continued delivery of lifesaving, protection, and resilience support in the region in 2021 and beyond, wherever possible on a multi-annual basis.

The region continues to face the challenges from the impacts of the COVID-19 pandemic, while Lebanon faces a compounded crisis (financial, socio-economic, political) to which the blast on 4 August 2020 at the port of Beirut added another layer of complexity. This is being felt both by the Syrian people and their host communities. Donors have been reorienting programme priorities and pledging new funding to contribute to meeting these needs.

## 2. Overview

At the Brussels V conference on 30 March 2021, donors pledged a total of **US\$6.4 billion in grants for 2021 and beyond**: specifically, forty donors publicly pledged US\$4.4 billion in grants for 2021<sup>3</sup>, plus thirteen donors pledged a further US\$2 billion for 2022 and beyond<sup>4 5</sup>.

As of June 2021, donors reported grant contributions for 2021 of US\$3.7 billion, already meeting 85% of the total conference pledge for 2021 (US\$4.4 billion). Of the forty donors who pledged for 2021, twenty-five donors have already met or exceeded their pledges. For 2022 and beyond, donors reported grant contributions totalling US\$1.3 billion, already meeting 63% of their original conference pledge (US\$2 billion).

For loans for 2021 and beyond, a total pledge was made of US\$7 billion for new loans, with IFIs pledging US\$6.2 billion, donor governments pledging US\$600 million, and the European Commission pledging US\$200 million. As of June 2021, 80% (US\$5.6 billion) of the new loan pledges made at the conference have been realised.

There is a clear trend of contributions (committed, contracted, and disbursed amounts) exceeding pledges made at conferences. This trend has been consistent each year since the data series was first collected in 2016. Overall contributions are already, in June 2021, close to meeting the pledges made at the Brussels V conference.

The Brussels V conference participants highlighted the need to ensure the equitable provision of COVID-19 vaccines. Participants further highlighted the need for the vaccination campaign to be fully funded without diverting funding from the increasing humanitarian needs<sup>6</sup>. In response to the Beirut explosion in April 2020, the Reform, Recovery and Reconstruction Framework (3RF) was launched in December 2020. The 3RF is made up of two tracks: track one is focused on priority needs of the people-centred recovery and is estimated to require US\$584 million (US\$ 426 million required in the first year 2021); track two is focused on reform and reconstruction and is estimated to require US\$2 billion.

---

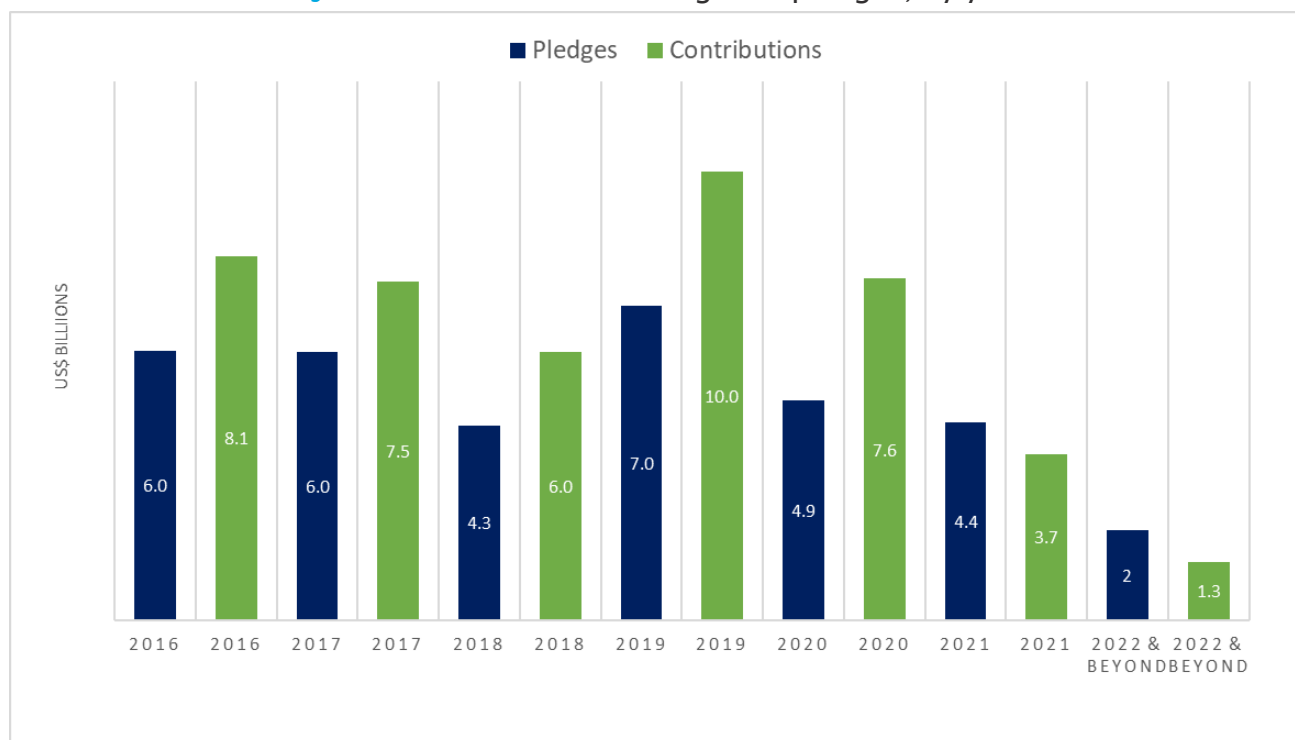
<sup>3</sup> This includes four donors (United Arab Emirates, New Zealand, Romania, and Kuwait) that pledged at the Brussels V conference, that had not pledged at the Brussels IV conference. It does not include two donors (Poland and Brazil) that pledged at the Brussels IV conference but did not make new pledges at the Brussels V conference. In total forty donors made pledges at the Brussels V conference, which is one more than the thirty-nine that made pledges at the Brussels IV conference. Kuwait in fact contributed US\$59 million in 2020 for a multi-year programme, which was against the pledge recorded in the Brussels V conference pledge by Kuwait of US\$100 million.

<sup>4</sup> Slovenia pledged €70,000 for grants for 2022 and beyond, which amounts to USD\$83,632, at the comparable exchange rate rather than the USD\$86,632 stated on the pledge statement.

<sup>5</sup> The detailed list of all pledges can be found in the Financial Annex to the Brussels V conference co-chairs declaration: [https://eeas.europa.eu/sites/default/files/pledging\\_statement\\_financial\\_annex\\_b5c\\_0.pdf](https://eeas.europa.eu/sites/default/files/pledging_statement_financial_annex_b5c_0.pdf)

<sup>6</sup> The full text of the co-chairs statement can be found at: [https://eeas.europa.eu/sites/default/files/20210330\\_b5c\\_co-chr\\_final\\_en\\_1.pdf](https://eeas.europa.eu/sites/default/files/20210330_b5c_co-chr_final_en_1.pdf)

Figure 1: Grant contributions against pledges, by year



## 3. Progress by Donor

### Grant Contributions

As of June 2021, donors have contributed a total of US\$3.7 billion in grants to Syria and the region against their grant pledges of US\$4.4 billion for 2021<sup>7</sup>. This amounts to 85% of the total pledge for 2021 grants being firmly contributed to a country, sector, and delivery channel, already at this mid-

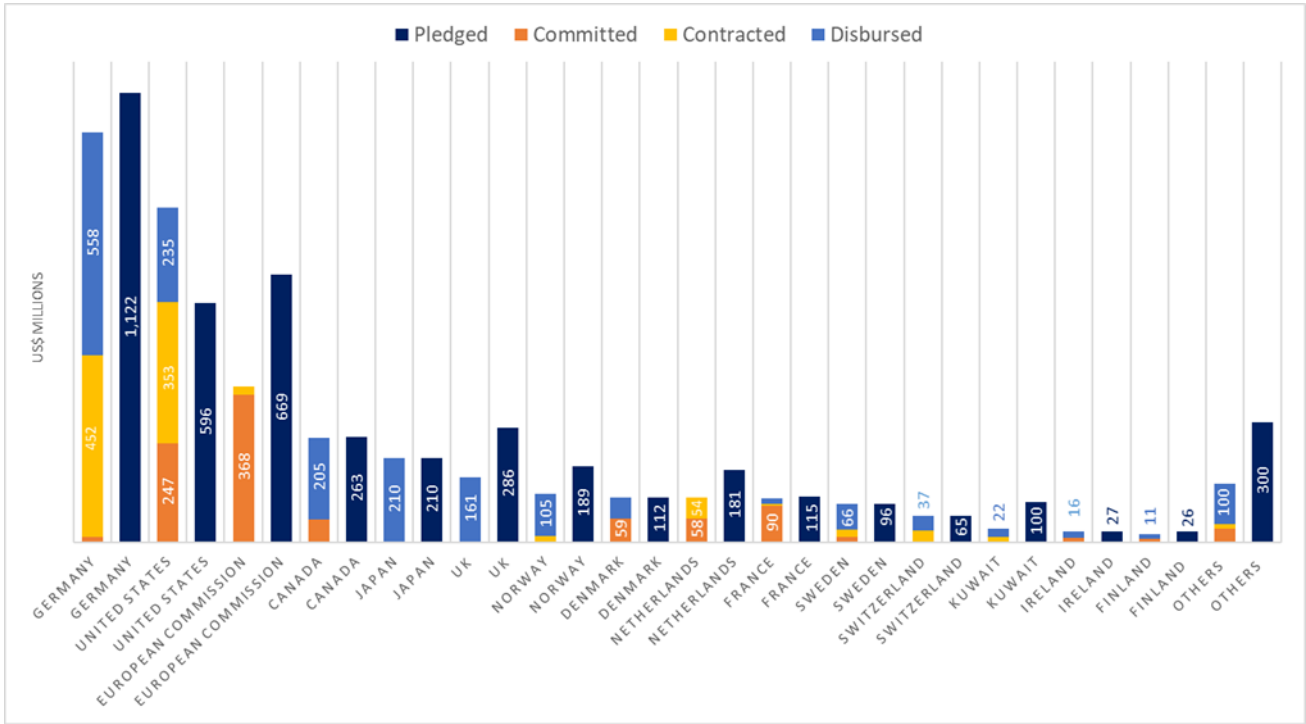
point in the year<sup>8</sup>. This includes funds reported as committed, contracted, and disbursed. Of the forty donors who pledged for 2021, twenty-five donors had made contributions that met or exceeded their pledges as of this mid-year point.

<sup>7</sup> The 2021 grant contributions for all donors do not include contributions to the EU Facility for Refugees in Turkey, as all pledges to the Facility were made before the end of 2019. The EU Regional Trust Fund in Response to the Syrian crisis, the Madad Fund is a pooled fund with approximately 90% of contributions coming from the European Commission and the remaining 10% from 21 EU Member States, Turkey and the

United Kingdom. Contributions made from Madad Fund in 2021 are included in the EC's grant contributions for 2021.

<sup>8</sup> By August 2020, 102% of contributions against pledges made at Brussels IV had been made (see Financial Tracking Report Number 10, September 2020).

Figure 2: Grant contributions against pledges by donor 2021





**Table 1: Grant contributions and pledges (USD\$), 2021**

Donor	Pledged BVC	Contributions	Committed	Contracted	Disbursed
Germany	1,121,863,799	1,024,174,653	13,739,546	451,963,788	558,471,319
United States	596,208,273	835,427,372	247,329,213	353,076,136	235,022,023
European Commission	669,056,153	388,888,889	367,861,410	21,027,479	-
Canada	262,509,929	260,961,596	55,978,111	-	204,983,485
Japan	210,223,660	210,223,660	-	-	210,223,660
United Kingdom	286,312,849	161,387,046	-	-	161,387,046
Norway	189,281,912	120,667,219	-	15,497,457	105,169,762
Denmark	112,413,682	112,413,682	59,258,070	-	53,155,613
Netherlands	180,514,530	111,851,674	57,502,018	54,349,656	-
France	114,611,708	108,335,000	90,413,853	5,973,716	11,947,431
Sweden	95,569,173	96,276,220	13,693,142	16,533,113	66,049,965
Switzerland	64,794,816	66,386,025	-	29,079,988	37,306,037
Kuwait	100,000,000	34,214,601	-	12,400,000	21,814,601
Ireland	27,479,092	27,477,033	10,979,343	-	16,497,691
Finland	26,164,875	18,996,416	7,974,910	-	11,021,505
Australia	19,394,880	24,049,651	-	-	24,049,651
Qatar	100,000,000	23,786,044	-	-	23,786,044
Belgium	21,505,376	21,505,376	-	3,584,229	17,921,147
Republic of Korea	18,100,000	18,100,000	18,100,000	-	-
UAE	30,000,000	15,392,476	-	-	15,392,476
Spain	7,874,072	10,128,970	5,709,241	2,203,480	2,216,249
Czech Republic	8,447,489	6,849,315	4,337,900	-	2,511,416
Luxembourg	7,765,830	6,434,191	2,270,012	-	4,164,179
Austria	21,744,325	5,973,716	-	5,973,716	-
Hungary	5,043,476	5,043,476	-	-	5,043,476
Iceland	1,578,106	1,578,106	-	-	1,578,106
New Zealand	1,443,001	1,443,001	-	-	1,443,001
Slovak Republic	1,194,743	1,194,743	1,194,743	-	-
Bulgaria	179,211	844,915	665,704	-	179,211
Estonia	776,583	776,583	-	-	776,583
Liechtenstein	718,143	745,140	-	-	745,140
Slovenia	47,790	561,529	-	102,748	458,781
Croatia	200,000	319,474	319,474	-	-
Romania	179,211	179,211	179,211	-	-
Portugal	104,313	104,313	-	104,313	-
Malta	89,606	89,606	-	-	89,606
Cyprus	59,737	59,737	-	-	59,737
Lithuania	59,737	59,737	-	-	59,737
Greece	59,737	59,737	59,737	-	-
Italy	53,763,441	-	-	-	-
<b>Totals</b>	<b>4,357,333,258</b>	<b>3,722,960,136</b>	<b>957,565,638</b>	<b>971,869,819</b>	<b>1,793,524,679</b>

Of the same forty grant donors, thirteen donors made forward-looking pledges for grants for 2022 and beyond, totalling US\$2 billion. As of June 2021, these thirteen donors had contributed a total of US\$1.3 billion in grants to Syria and the region against their 2022 and beyond pledge. This amounts to 63% of the total pledge for grants for 2022 and beyond already being firmly contributed to a country, sector, and delivery channel. Moreover, 38% of the total pledge is already contracted.

Germany provided 76% (US\$962 million) of the forward-looking contributions. Most of the remaining contributions were provided by the Netherlands (US\$119 million), Sweden (US\$113 million), Switzerland (US\$30 million), and Hungary (US\$27 million). Some donors, such as the European Commission and Ireland, are not yet able to report contributions for 2022 and beyond, due to internal annual budget approval processes.

Figure 3: Grant contributions against pledges, by donor 2022 and beyond

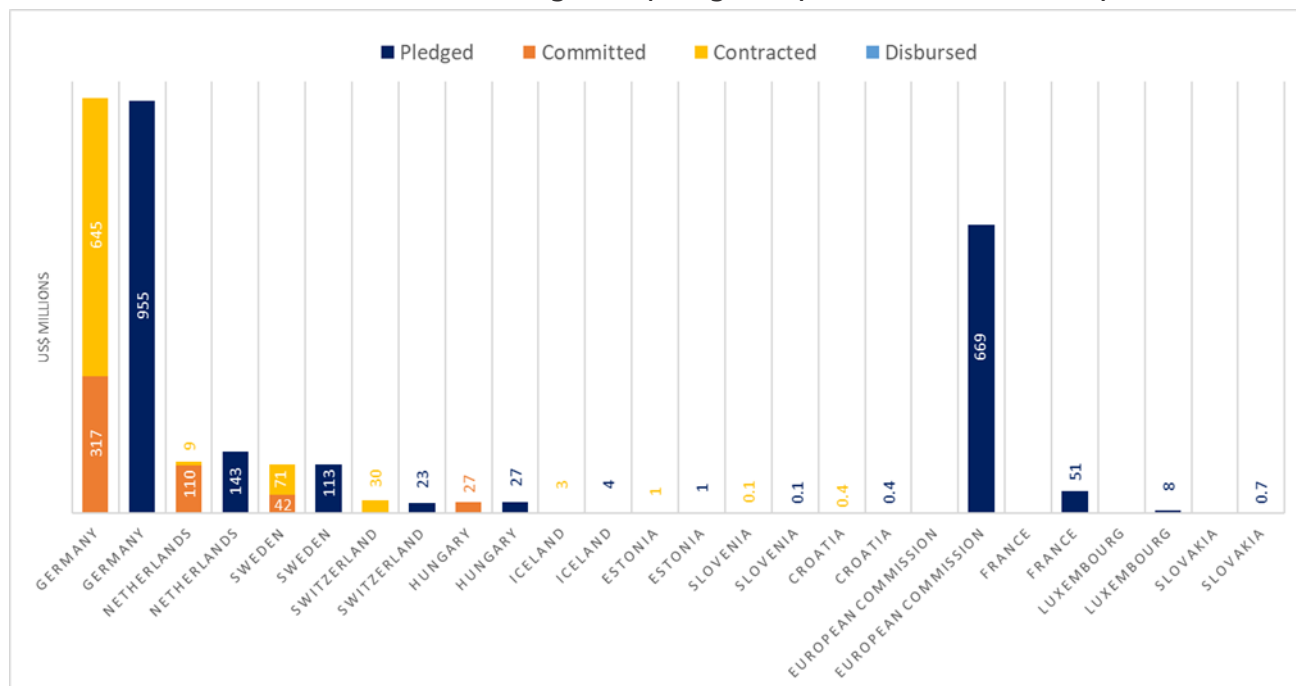


Table 2: Grant contributions and pledges (USD\$), 2022 and beyond

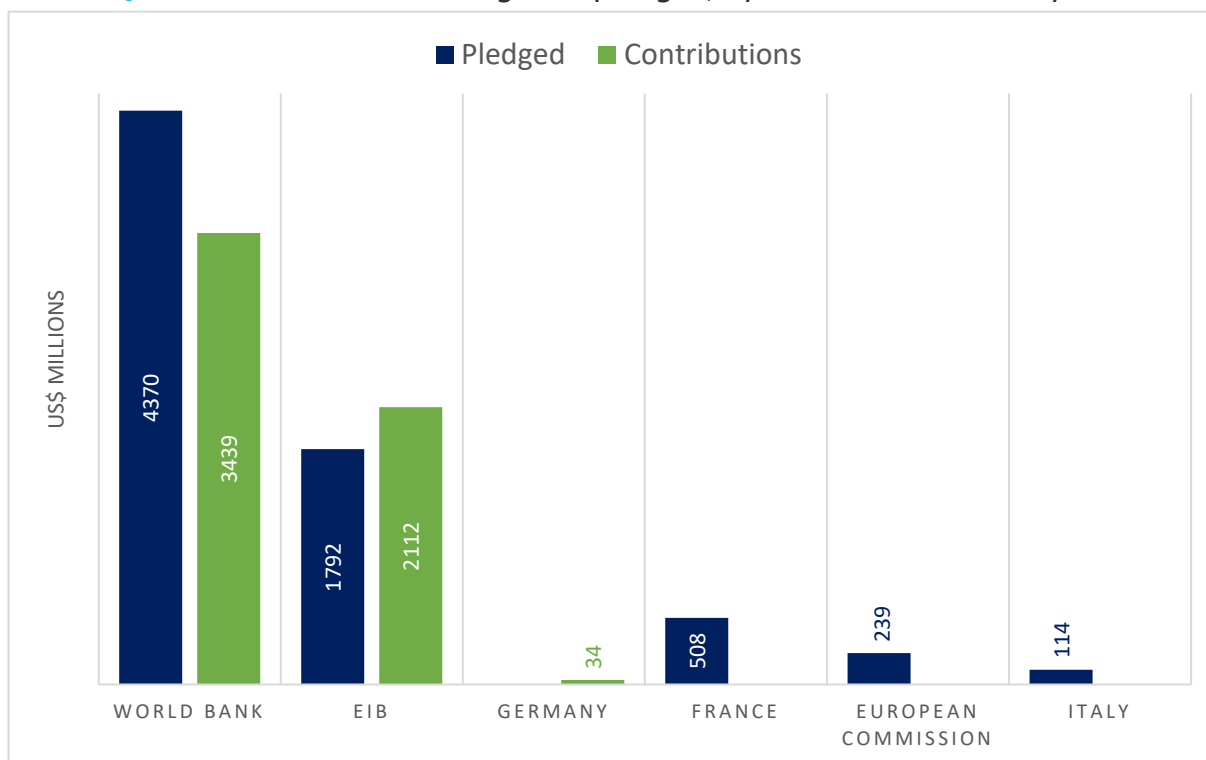
Donor	Pledged	Contributions	Committed	Contracted	Disbursed
Germany	954,599,761	961,736,401	317,143,132	644,593,269	-
Netherlands	142,771,804	119,304,249	110,343,675	8,960,573	-
Sweden	113,127,504	113,127,504	42,499,411	70,628,093	-
Switzerland	23,330,788	30,400,051	-	30,400,051	-
Hungary	27,133,723	27,133,723	27,133,723	-	-
Iceland	3,948,062	3,948,062	1,198,562	2,749,501	-
Estonia	776,583	776,583	776,583	-	-
Slovenia	83,632	681,004	83,632	597,372	-
Croatia	400,000	400,000	400,000	-	-
European Commission	669,056,153	-	-	-	-
France	50,776,583	-	-	-	-
Luxembourg	7,765,830	-	-	-	-
Slovak Republic	716,846	-	-	-	-
<b>Totals</b>	<b>1,994,487,270</b>	<b>1,257,507,576</b>	<b>499,578,718</b>	<b>757,928,859</b>	-

## Loan Pledges and Contributions

At the Brussels V conference, a total of US\$7 billion of new loan funding was pledged for 2021 and beyond, which is on top of substantial loan pledges and contributions made in previous years. US\$5.6 billion (80%) of the total loan pledge for 2021 and beyond has already been made available as loan contributions. This comprises US\$3.2 billion in commitments, US\$1.4 billion in contracted loans

and US\$1 billion in loan disbursements. The two largest contributions made against the loan pledges for 2021 and beyond have been made by the World Bank (US\$3.4 billion), and the European Investment Bank (EIB) (US\$2.1 billion), which together account for 99% of the total loan contributions made to date against the loan pledge of the Brussels V conference.

Figure 4: Loan contributions against pledges, by lender 2021 and beyond



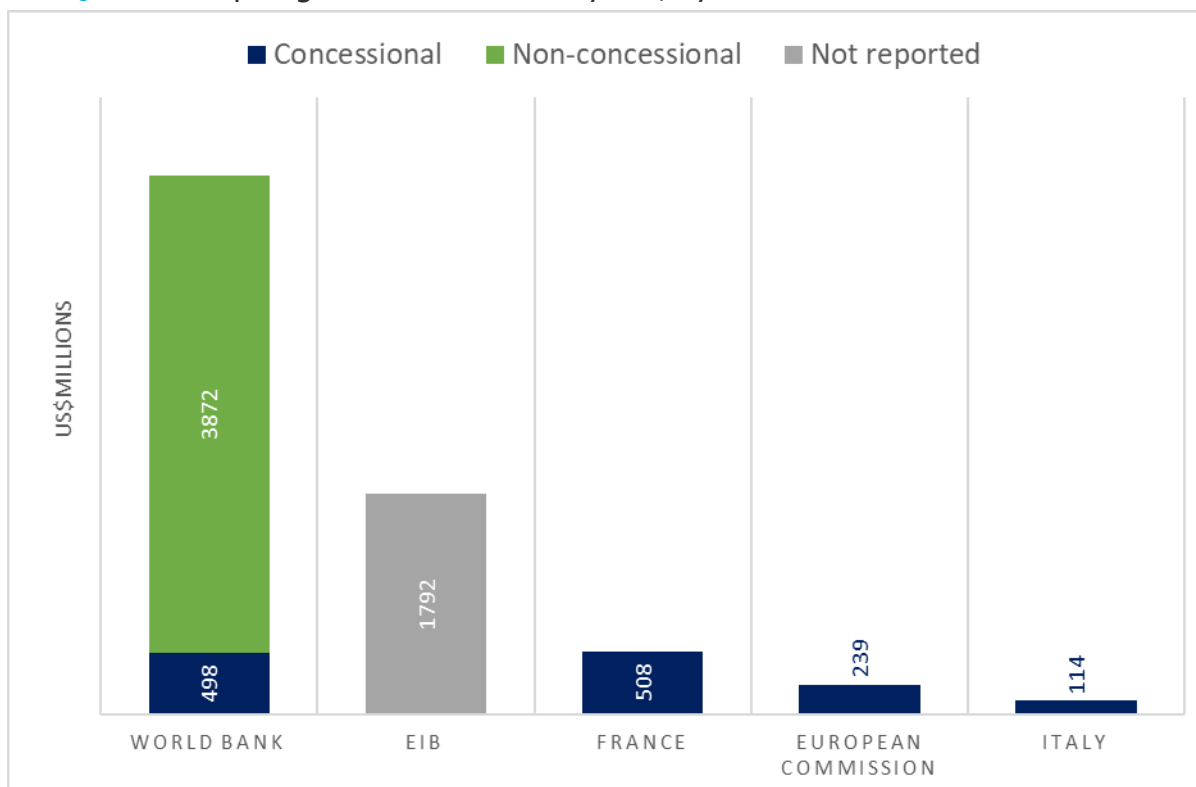
A key component of the tracking of loan funding is to track the concessional status of the loan financing, with concessional loans offering a further means to support the region. Loan financing to the region is ideally made on concessional terms either on IDA-equivalent terms or consistent with the revised OECD DAC principles agreed on

16 December 2014<sup>9</sup>. Of the total loan pledge for 2021 and beyond of US\$7 billion, the concessional status of the loan at the point of pledging was declared for US\$5.2 billion, and of this, 26% had already been declared to be concessional based loan financing<sup>10</sup>.

<sup>9</sup> See the following link for the OECD DAC principles: <https://www.oecd.org/dac/OECD%20DAC%20HLM%20Commu%20nique.pdf>

<sup>10</sup> Loans provided by The European Investment Bank usually comprise concessional elements but specific data were not available at the time of the conference.

Figure 5: Loan pledges for 2021 and beyond, by donor and concessional status



## 4. Progress by Recipient Country

### Grant Contributions

The support to Syria and the region recorded in this report is being provided in Syria and to five neighbouring countries that are hosting Syrian refugees (Lebanon, Turkey, Jordan, Iraq, and Egypt). This includes support that is being provided through regional or multiple-country frameworks covering all or several of these countries. Of the total 2021 grant contribution of US\$3.7 billion, 40% (US\$1.5 billion) was allocated to projects in Syria. In addition to grants for 2021, sixteen of the forty donors pledged and contributed forward-looking grant funding for 2021 and beyond. Out of these forward-looking contributions, 35% (US\$439 million) were directed to Jordan.

When making the pledge at the annual conference, donors state a total amount in support of humanitarian, resilience, and development activities for the crisis response for Syria and the neighbouring countries (*footnote to the pledging sheet*). At the time of the conference many donors were already able to report their pledges broken down by recipient country. Funding that had not yet been allocated to specific geographical destinations were reported as 'Not geographically defined'. This helps to explain why at the end of the year, contributions often exceed pledges at the level of individual recipient countries.

Figure 6: Grant contributions against pledges by country, 2021

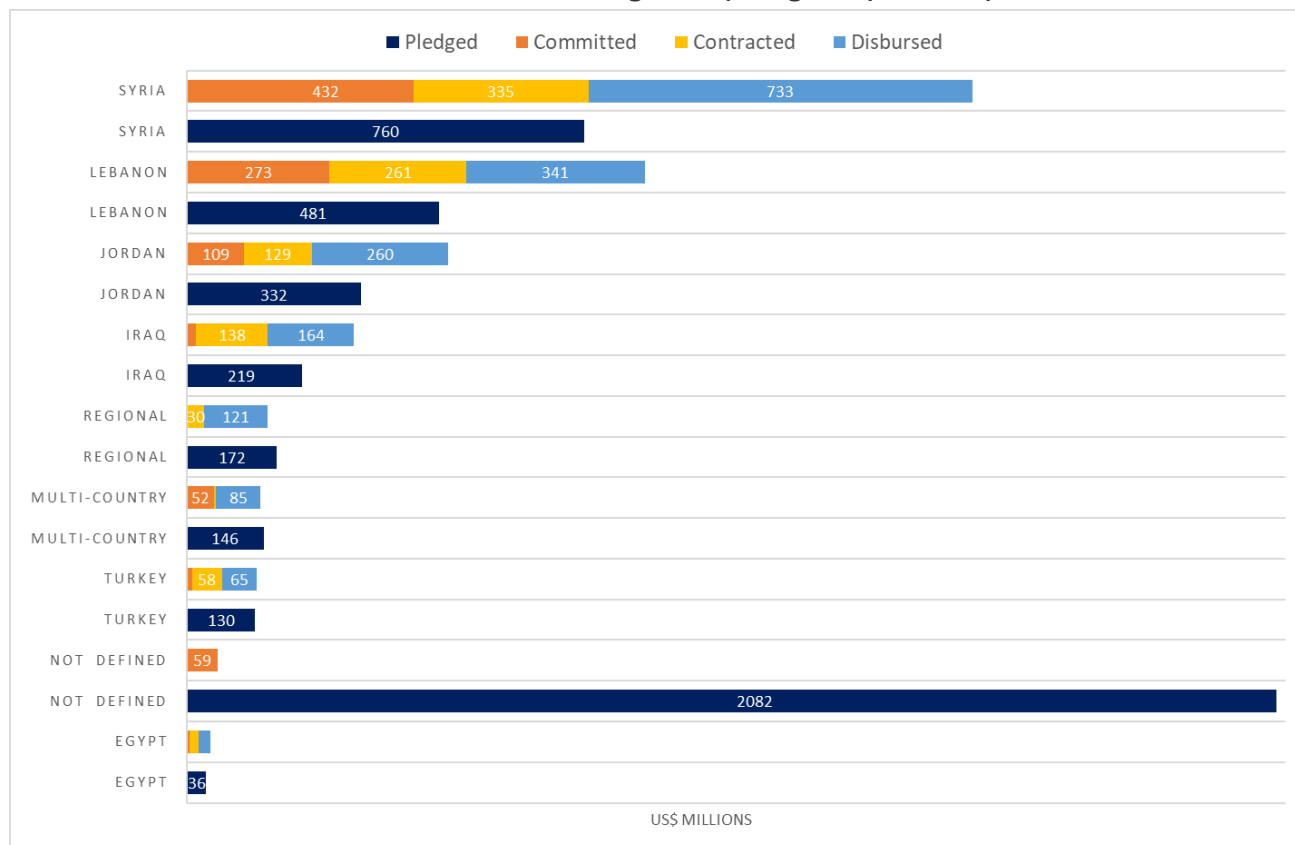
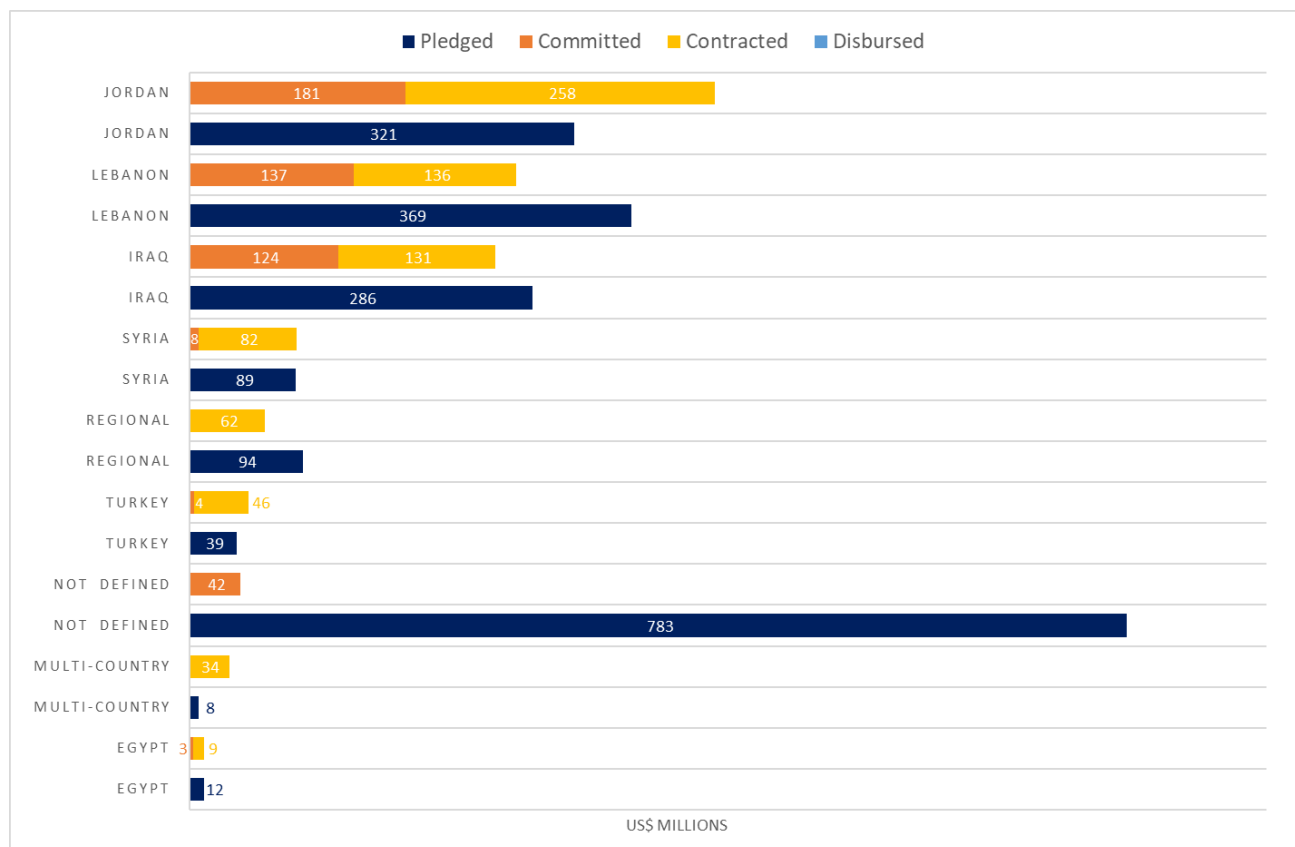


Figure 7: Grant contributions against pledges by country, 2022 and beyond

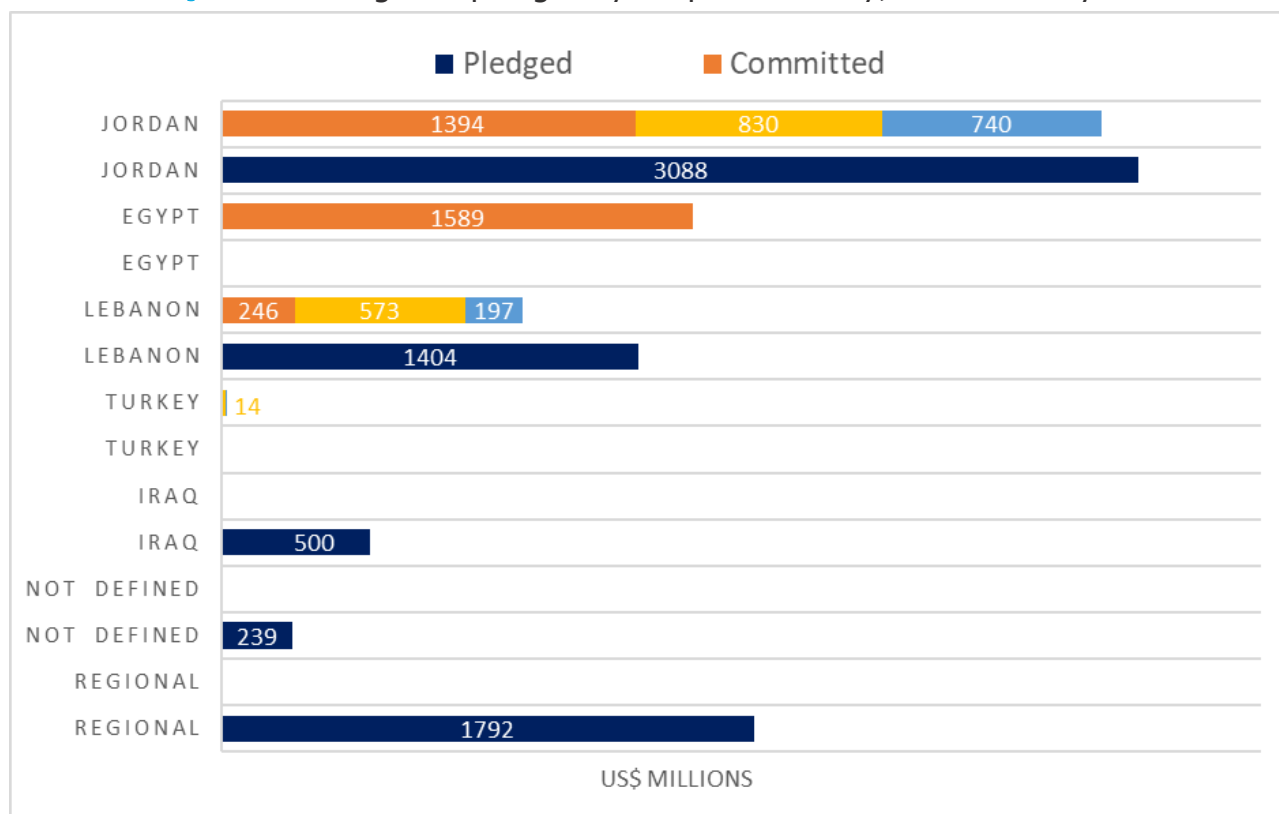


## Loan Contributions

As of June 2021, of the total 2021 and beyond loan pledge of US\$7 billion, 80% (US\$5.6 billion) has materialised as contributions for a specific country. While no formal pledge for loans was made for Egypt at the conference, loan contributions to Egypt account for 23% (US\$1.6 billion) of the total loan pledge for 2021 and beyond. This accounts for most

of the loan pledge made at the conference that was not geographically defined at that time. Jordan accounts for 44% (US\$3.1 billion) of the total loan pledge for 2021 and beyond, and 53% (US\$3 billion) of the total contributions already realised against the new loan pledge for 2021 and beyond made at the conference.

Figure 8: Loans against pledges by recipient country, 2021 and beyond



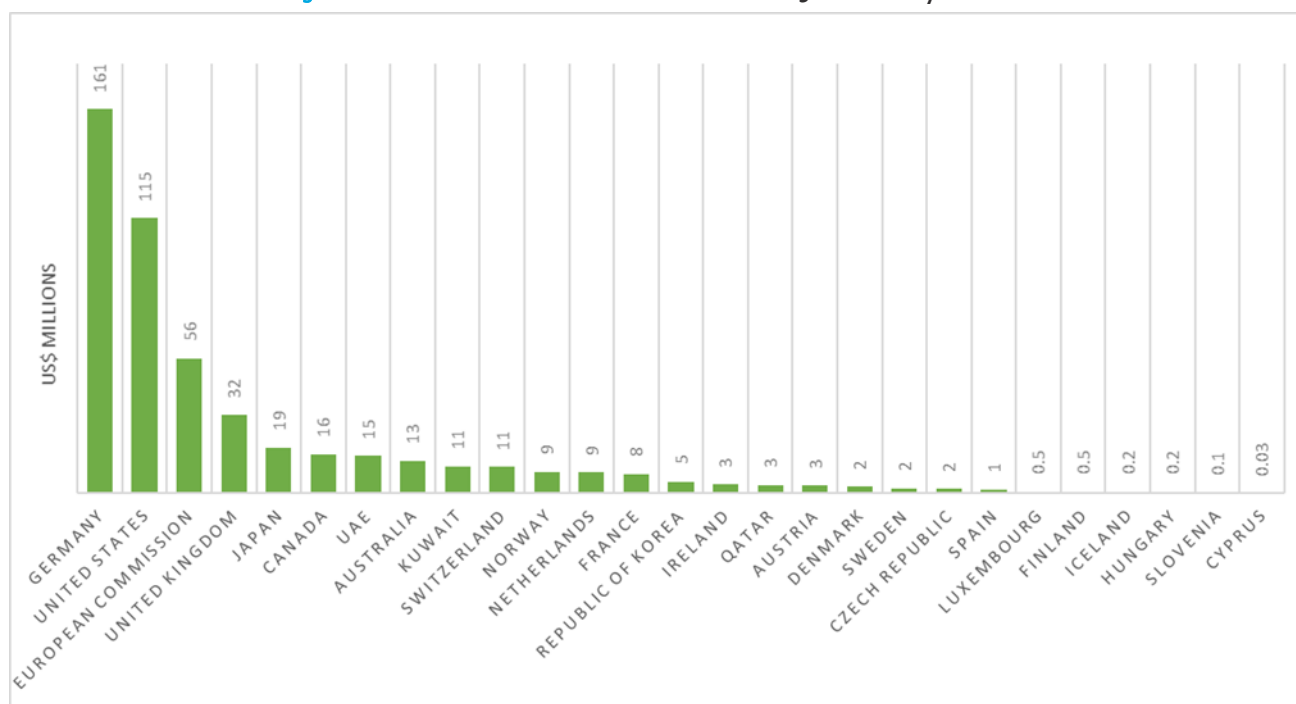
## 5. In focus: Contributions to Jordan, Lebanon, Turkey, and Syria

### Jordan

As of June 2021, out of a total grant pledge of US\$653 million for Jordan, US\$937 million had been contributed. This is made up of US\$498 million of grants for 2021, and US\$439 million of grants for 2022 and beyond. The five largest grant contributing donors combined provided 80%

(US\$918 million) of all 2021 grant contributions for Jordan, namely: Germany 32% (US\$161 million), USA 23% (US\$115 million), European Commission 11% (US\$56 million), UK 7% (US\$32 million), and Japan 4% (US\$19 million).

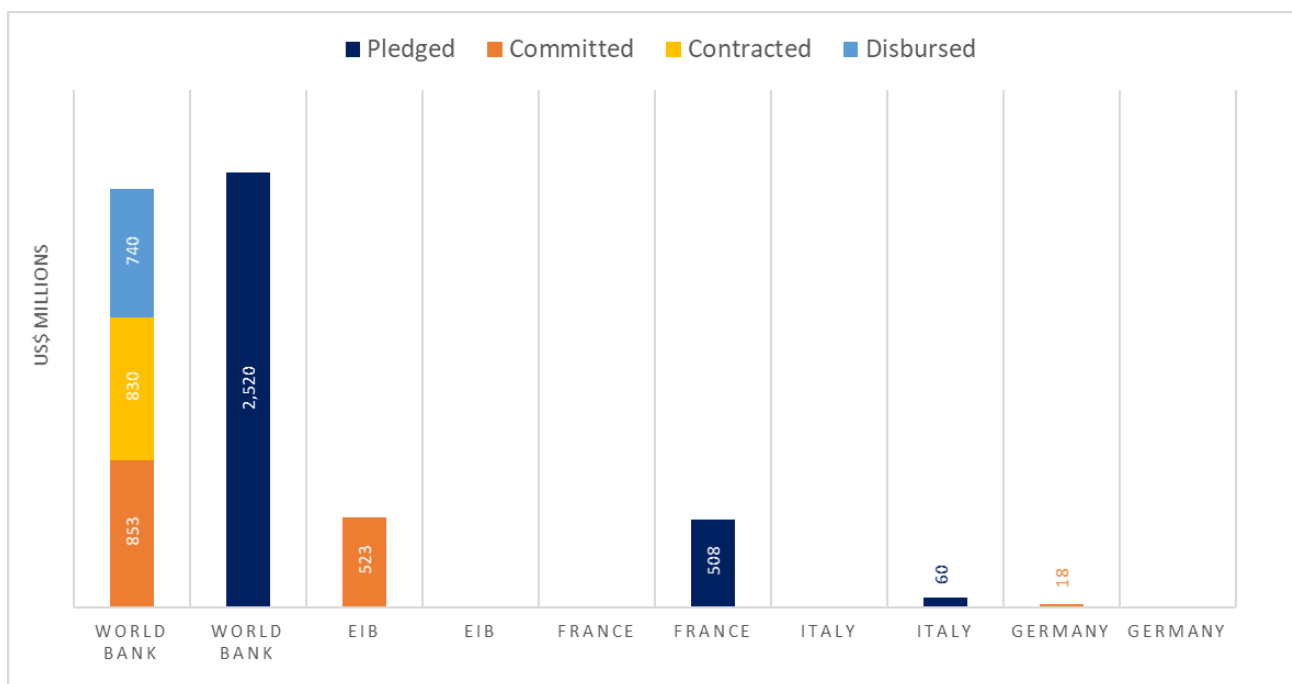
Figure 9: 2021 Grant contributions for Jordan by donor



At the Brussels V conference, Jordan received by far the largest country specific pledge for loan financing, with a total loan pledge of US\$3 billion, nearly half of the entire loan pledge of US\$7 billion for 2021 and beyond. The World Bank is by far the largest lender to Jordan, providing 82% (US\$2.4 billion) of the loan financing contributed for Jordan to date in 2021. The World Bank has structured most of the loan financing to Jordan on

concessional terms. Together with the World Bank, the other two loan pledges for Jordan were: France (US\$0.5 billion) and Italy (US\$60 million). As of June 2021, the loan contributions for Jordan totalled US\$3 billion, amounting to 96% of the total pledge. The two largest contributors to date are: the World Bank 82% (US\$2.4 billion), and the European Investment Bank 18% (US\$523 million).

Figure 10: Loan pledges against contributions for Jordan, 2021 and beyond



## Lebanon

As of June 2021, out of a total grant pledge of US\$851 million for Lebanon, US\$1.2 billion had been contributed. This is made up of US\$875 million in grants for 2021 and US\$273 million for grants for 2022 and beyond. The five largest grant contributing donors combined provided 76% (US\$667 million) of all 2021 grant contributions, namely: Germany 26% (US\$227 million), European Commission 20% (US\$177 million), USA 17% (US\$153 million), UK 7% (US\$58 million), and

France 6% (US\$51 million). The World Bank was the largest pledger of loan financing for Lebanon, with a total new loan pledge of US\$1.4 billion for Lebanon for 2021 and beyond. The only other donor pledging loan financing to Lebanon was Italy with a total loan pledge of US\$54 million for 2021 and beyond. Loan contributions have materialised for Lebanon from the World Bank with a total contribution of US\$1 billion, as of June 2021.



Figure 11: 2021 Grant contributions for Lebanon by donor

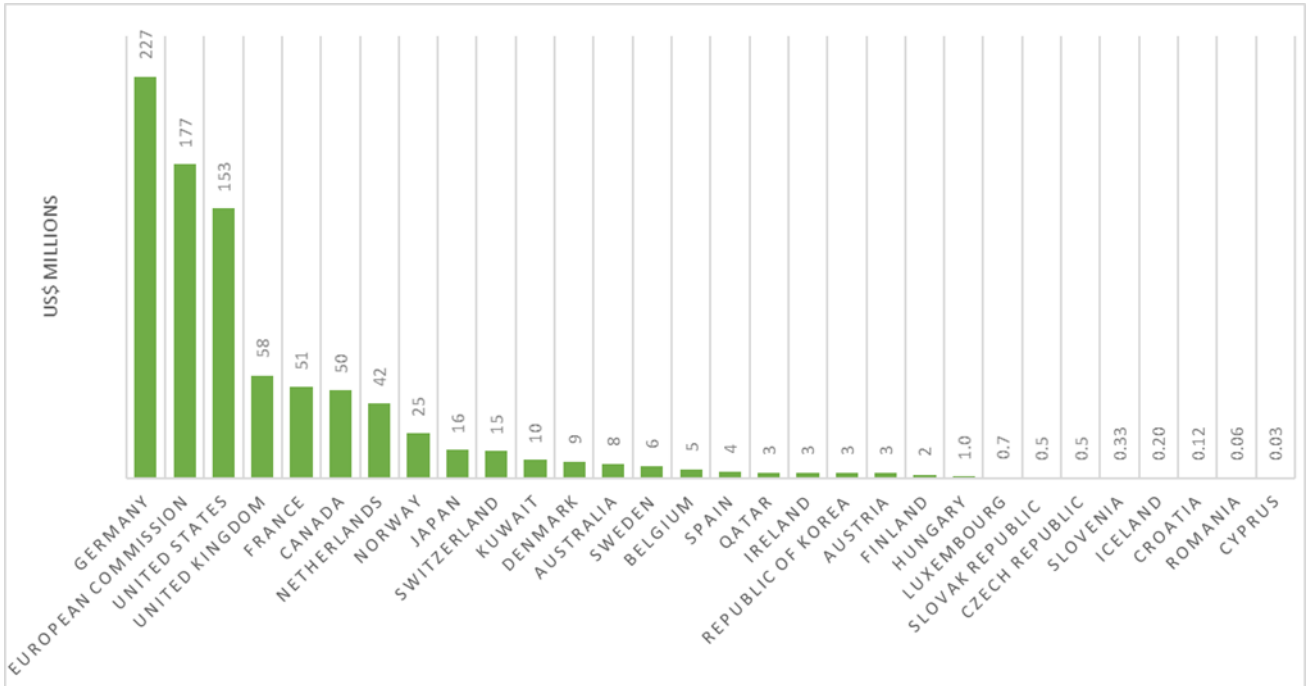
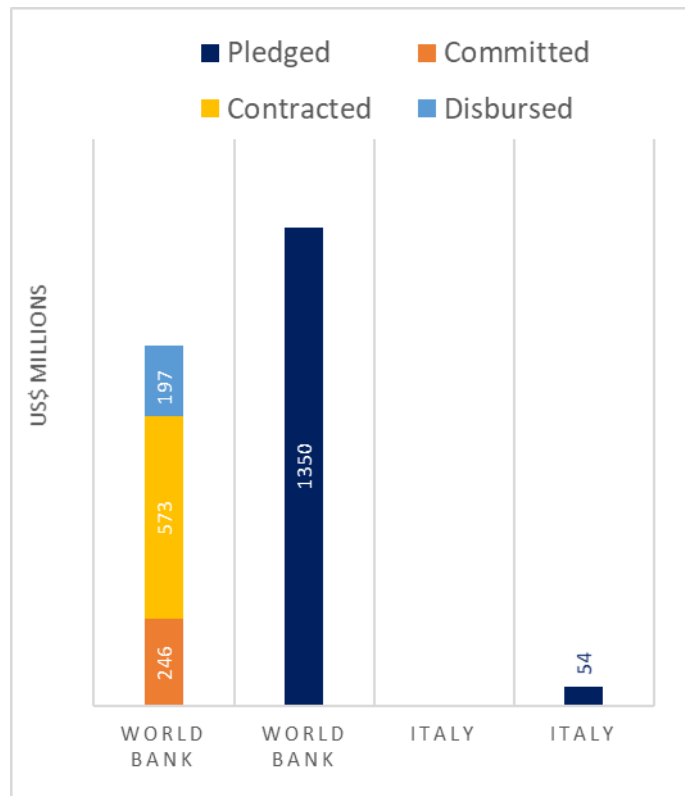


Figure 12: Loan pledges for Lebanon 2021 and beyond

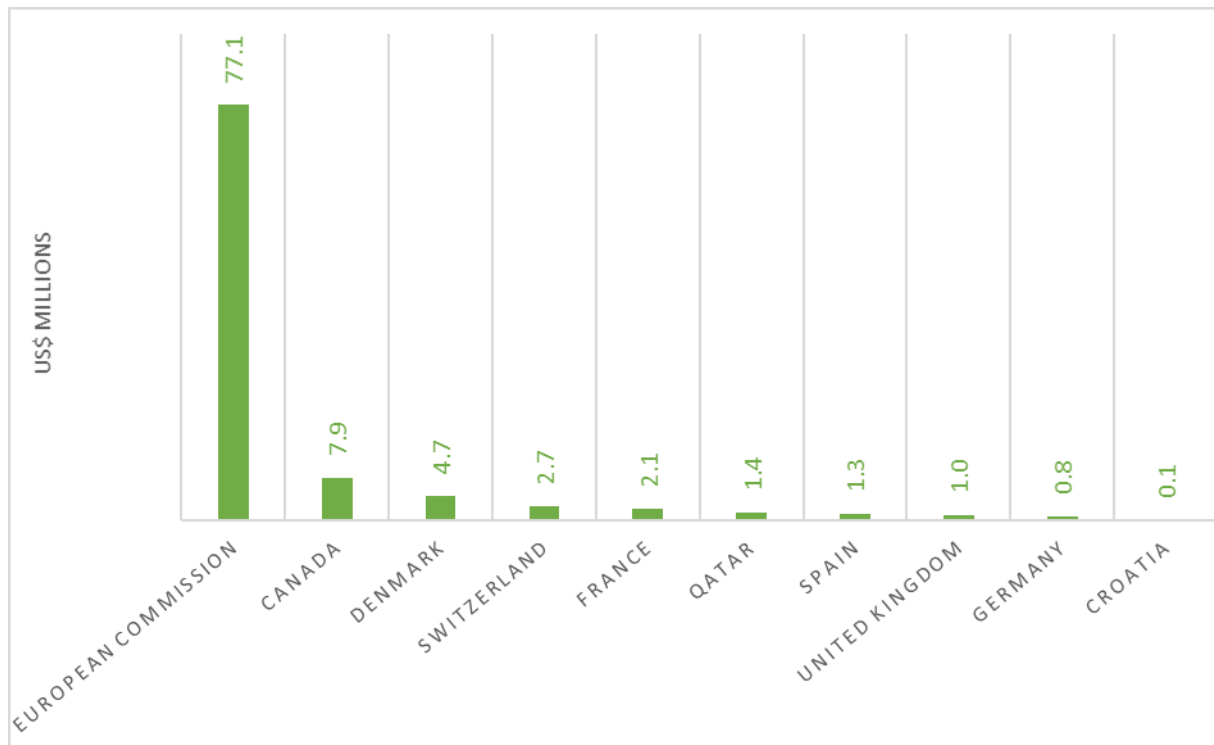


## Beirut Explosion

The deadly explosion at the Beirut port on 4 August 2020 has had an impact on both the Lebanese and Syrian refugee populations, with approximately one quarter of the casualties being Syrian refugees<sup>11</sup>. The capacity of Lebanon to meet the basic needs of vulnerable groups including refugees from Syria will continue to be affected by the consequences of the explosion for some time to come. All donors reported on how much of the 2021 grant contributions were made towards the

response to the Beirut explosion. As of June 2021, the reported total contributions towards this response were US\$99 million. The five largest grant contributing donors combined provided 95% (US\$95 million) of all 2021 grant contributions for the response to the Beirut explosion, made up of: European Commission 78% (US\$77 million), Canada 8% (US\$8 million), Denmark 4.5% (US\$5 million), France 2.5% (US\$3 million), and Switzerland 2% (US\$2 million).

Figure 13: 2021 Grant contributions to the Beirut Explosion



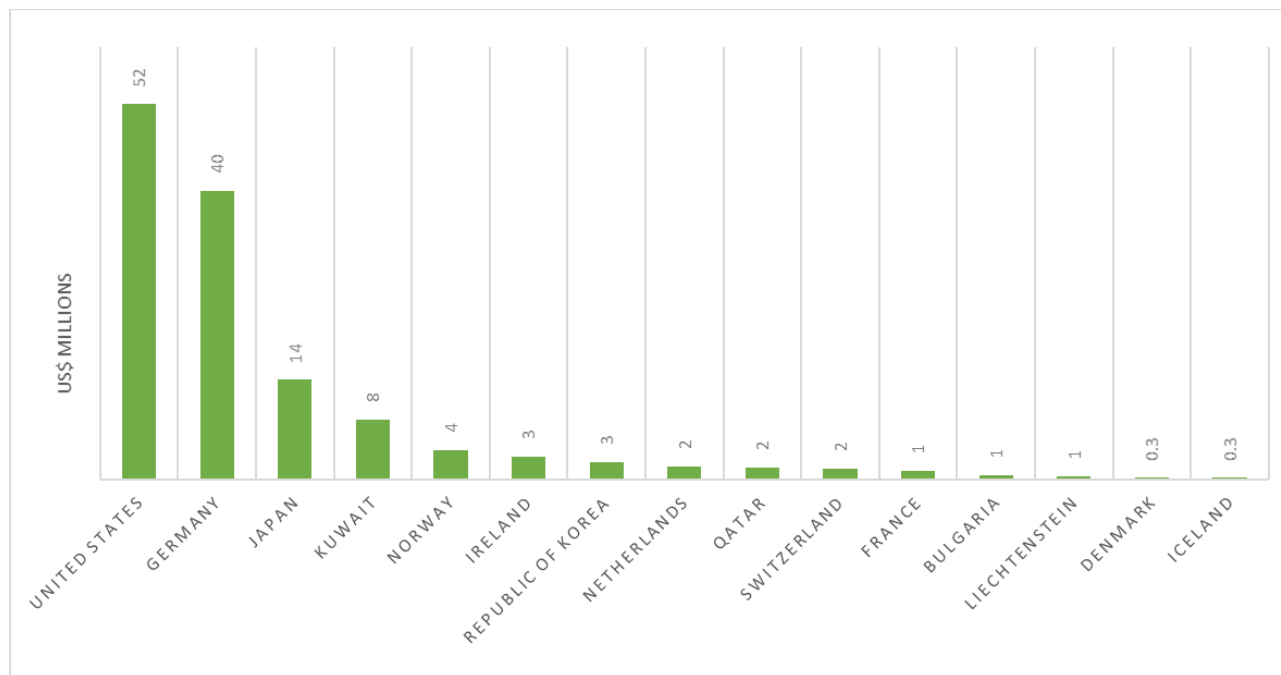
<sup>11</sup> EU reporting.  
17

## Turkey

As of June 2021, out of a total grant pledge for Turkey of US\$169 million, US\$182 million has been contributed<sup>12</sup>. This is made up of US\$132 million in grant contributions for 2021 and US\$50 million in grant contributions for 2022 and beyond. Most of the total grant contributions for 2021 was provided by the three largest donors, totalling US\$106 million

(79% of the total grant contribution for 2021). This is broken down as, USA 39% (US\$52 million), Germany at 30% (US\$40 million) and Japan at 10% (US\$14 million). An additional US\$16 million in new loan contributions from Germany, was provided for Turkey, for 2021 and beyond.

Figure 14: 2021 Grant contributions for Turkey by donor



## Syria

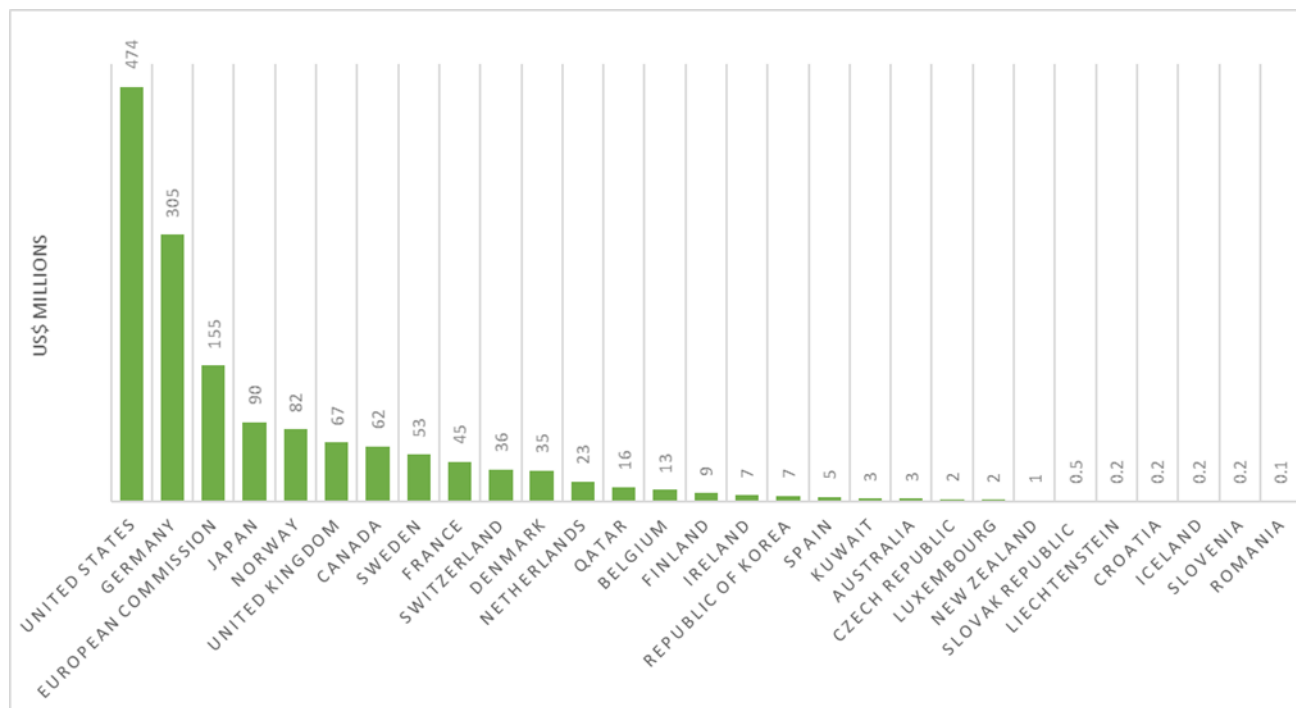
The total grant contributions for Syria amount to US\$1.6 billion, which is made up of US\$1.5 billion of grant contributions in 2021 and US\$90 million in grant contributions for 2022 and beyond. The five largest contributing donors account for 73% (US\$1.1 billion) of the total 2021 grant contribution,

made up of USA contributing 32% (US\$474 million), Germany providing 20% (US\$305 million), European Commission 10% (US\$155 million), Japan 6% (US\$90 million) and Norway 5% (US\$82 million).

<sup>12</sup> This does not include the ongoing contributions being made to the EU Facility for Refugees in Turkey (FRIT), as these

contributions are being made against previous pledges made in 2019 or before.

Figure 15: 2021 Grant contributions for Syria by donor



## 6. Sectors

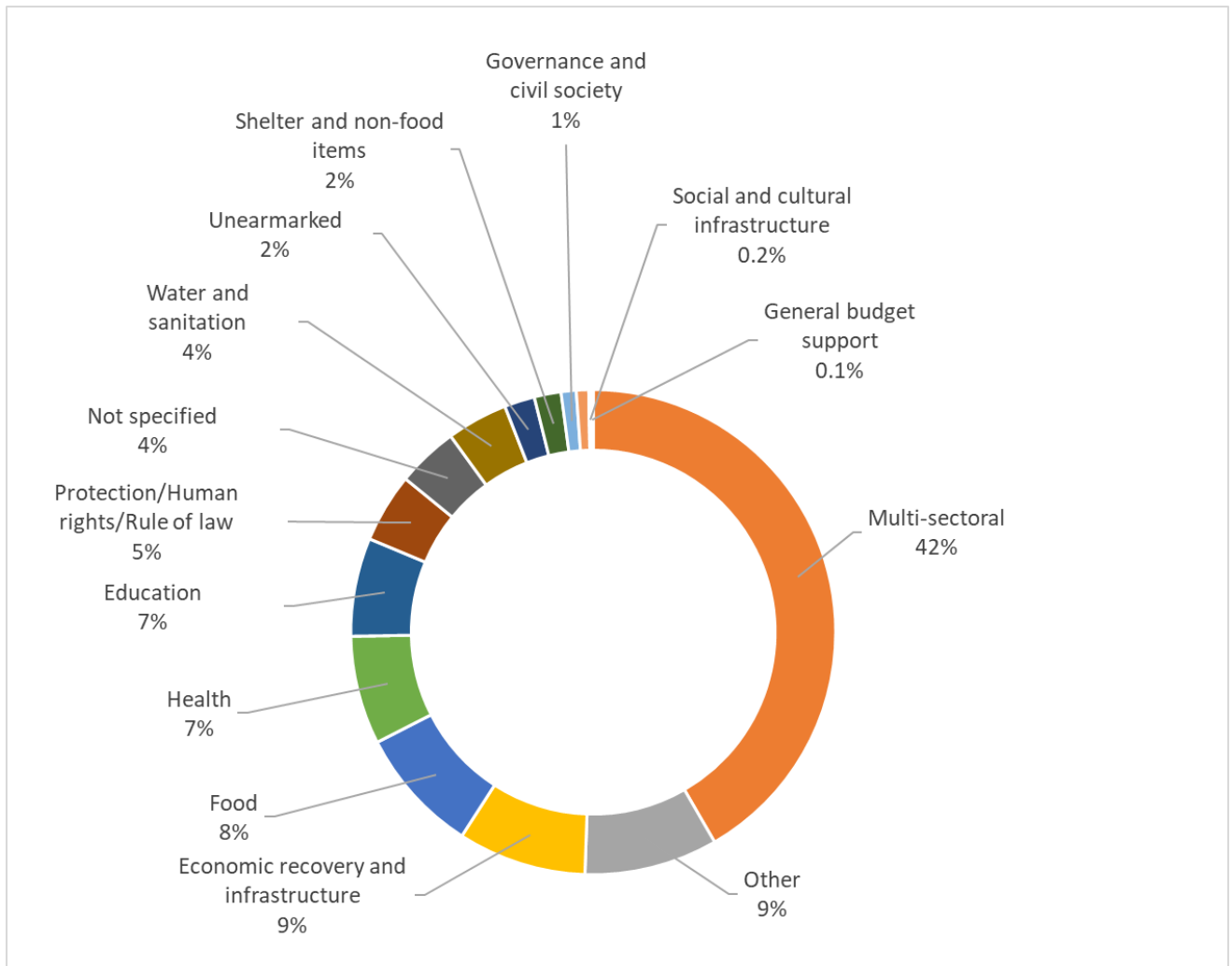
Of the total 2021 grant pledge of US\$4.4 billion for Syria and the region, total contributions amounted to US\$3.7 billion. Since some donors were unable to report on the sectoral breakdown of their contributions, this sectoral analysis is based on the breakdown of \$3.6 billion of the total US\$3.7 billion confirmed contributions, provided by forty grant donors.

Aside from the 42% of reported sectoral contributions that have been allocated to multi-

sectoral activities, the largest grant investments in 2021 were in economic recovery and infrastructure, food, health, and education. Compared to 2020, the most notable change was the proportion of grants for the multi-sectoral programmes, which increased from 27% in August 2020 to 42% in June 2021. Donor reporting indicated this was due to the increase in COVID-19-related programmes. The breakdown of this data at the country level reveals that in all countries the sectors with the largest contributions are multi-sectoral programmes<sup>13</sup>.

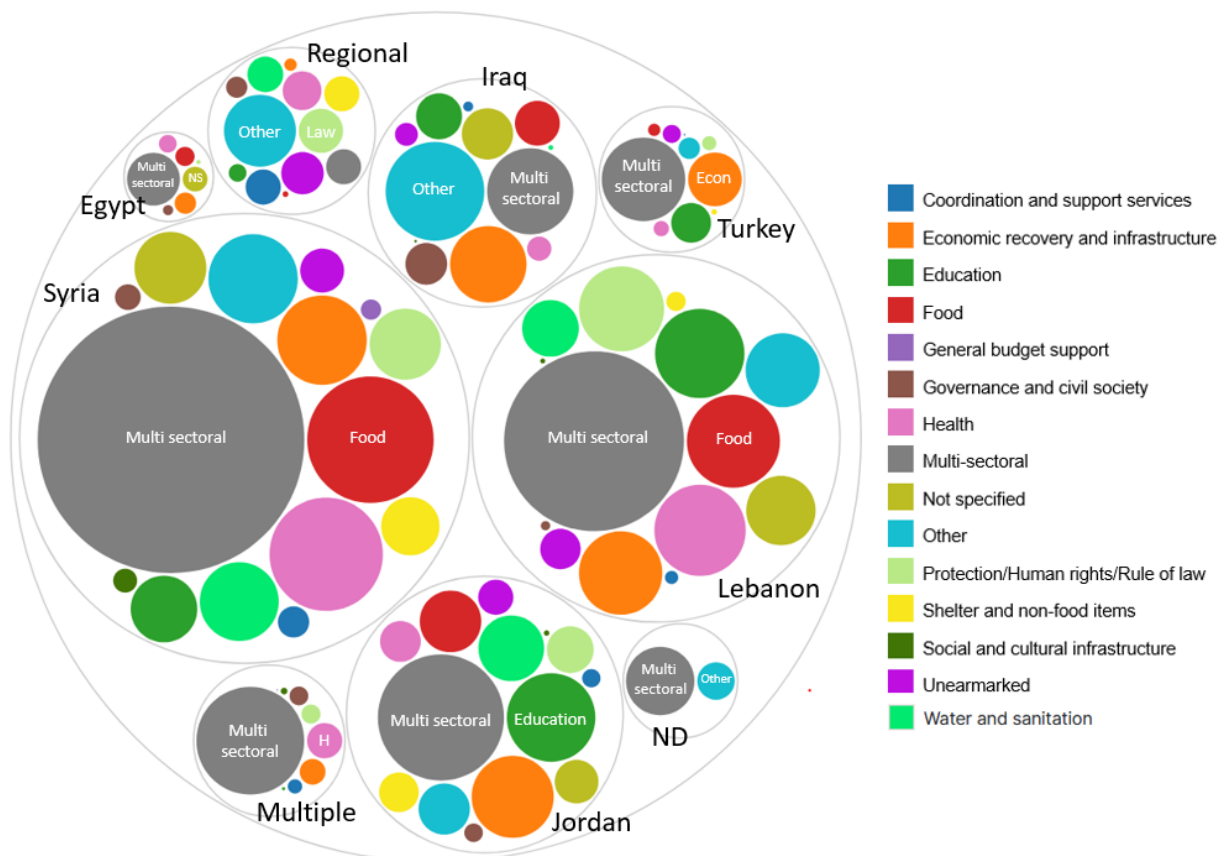
<sup>13</sup> The labels in Figure 17 show the two largest sectoral contributions in each country across the region.

Figure 16: 2021 Grant contributions by sector<sup>14</sup>



<sup>14</sup> Contributions recorded as sector category 'other' is mostly in relation to contributions from Germany (70%) and some contributions from UK and was mostly made up of stabilisation programmes in Syria and Iraq.

Figure 17: 2021 Grant contributions by sector, and by country



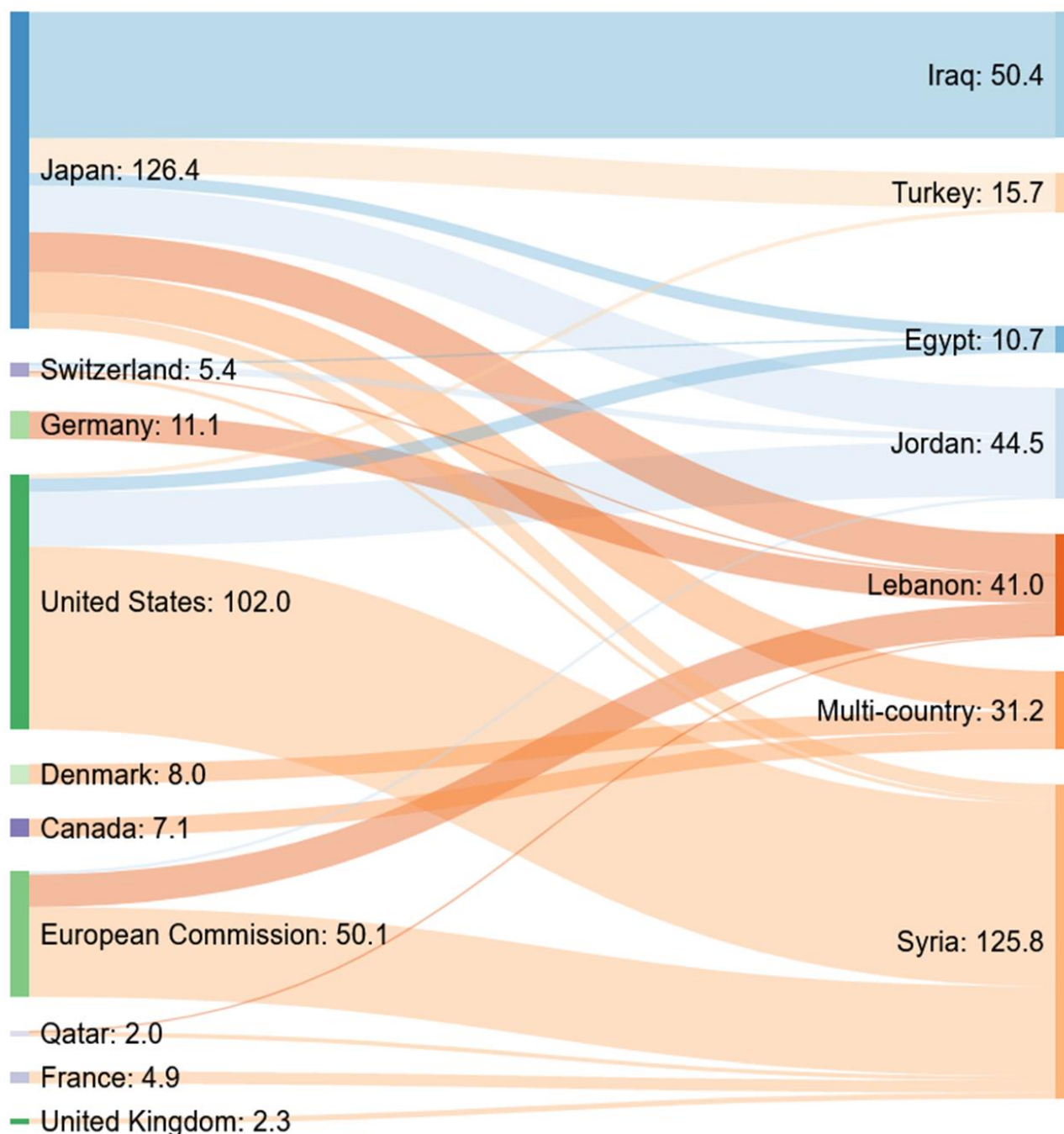
## COVID-19 Pandemic

The COVID-19 pandemic continues to have a dramatic impact on Syria and the region. The co-chairs statement at the Brussels V conference highlighted the additional challenges that Syria and the region are facing, with the worst socio-economic situation since the start of the conflict, caused by the compound impact of a decade of conflict and the impact of the COVID-19 pandemic. The declaration also highlighted the additional funding requirements resulting from the pandemic: “In light of increasing regional trends in the number of cases, continued scaling-up of the effective public health and social measures is vital. Conference participants highlighted the need to ensure that vaccines be provided equitably to reach the most vulnerable and frontline workers, including health and humanitarian

workers, across the country through the most direct means. This vaccination campaign should be fully funded without diverting funding from increasing humanitarian needs”<sup>15</sup>. For this report, all donors have reported on how much of the 2021 grant contributions were for the response to the COVID-19 pandemic. As of June 2021, the reported total contributions towards this response in 2021 was US\$320 million. The five largest grant contributing donors combined provided 93% (US\$298 million) of all 2021 grant contributions reported for the response to the COVID-19 pandemic, namely: Japan 40% (US\$126 million), USA 32% (US\$102 million), European Commission 16% (US\$50 million), Germany 3% (US\$11 million), and Denmark 3% (US\$8 million).

<sup>15</sup> This is a direct quotation from the co-chair’s declaration at the conclusion of the Brussels V conference. The full declaration can be found at: [https://eeas.europa.eu/sites/default/files/20210330\\_b5c\\_co-chr\\_final\\_en\\_1.pdf](https://eeas.europa.eu/sites/default/files/20210330_b5c_co-chr_final_en_1.pdf)

Figure 18: 2021 Grant Contributions for the Responses to COVID-19 Pandemic

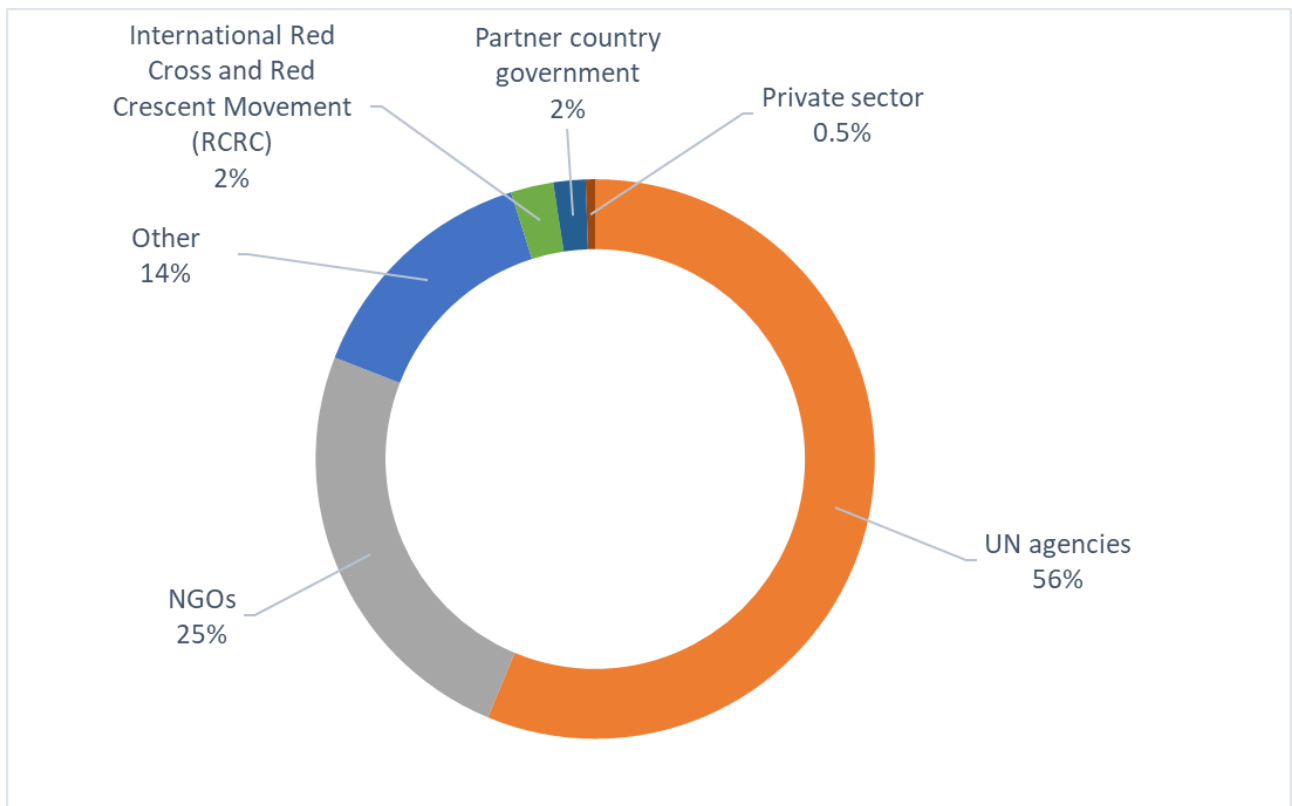


## 7. Channels of Delivery

Not all contributions can be broken down by channel of delivery since some donors were unable to report on the channel of delivery of their contributions. This analysis of channels of delivery is therefore based on a breakdown of \$3.6 billion of the total US\$3.7 billion confirmed contributions, provided by the forty donors. The most commonly reported channel of delivery for 2021 grant contributions are the UN agencies, which implement 56% (US\$2 billion) of the total grant

contributions. The breakdown of this data at the country level reveals that UN agencies are the primary delivery channel (with a variety of implementing partners) in each country, followed by NGOs in Syria and Lebanon, and followed by other channels of deliver in Jordan, Iraq, Turkey, and Egypt. Notably Jordan continues to have the largest contribution being delivered through government structures.

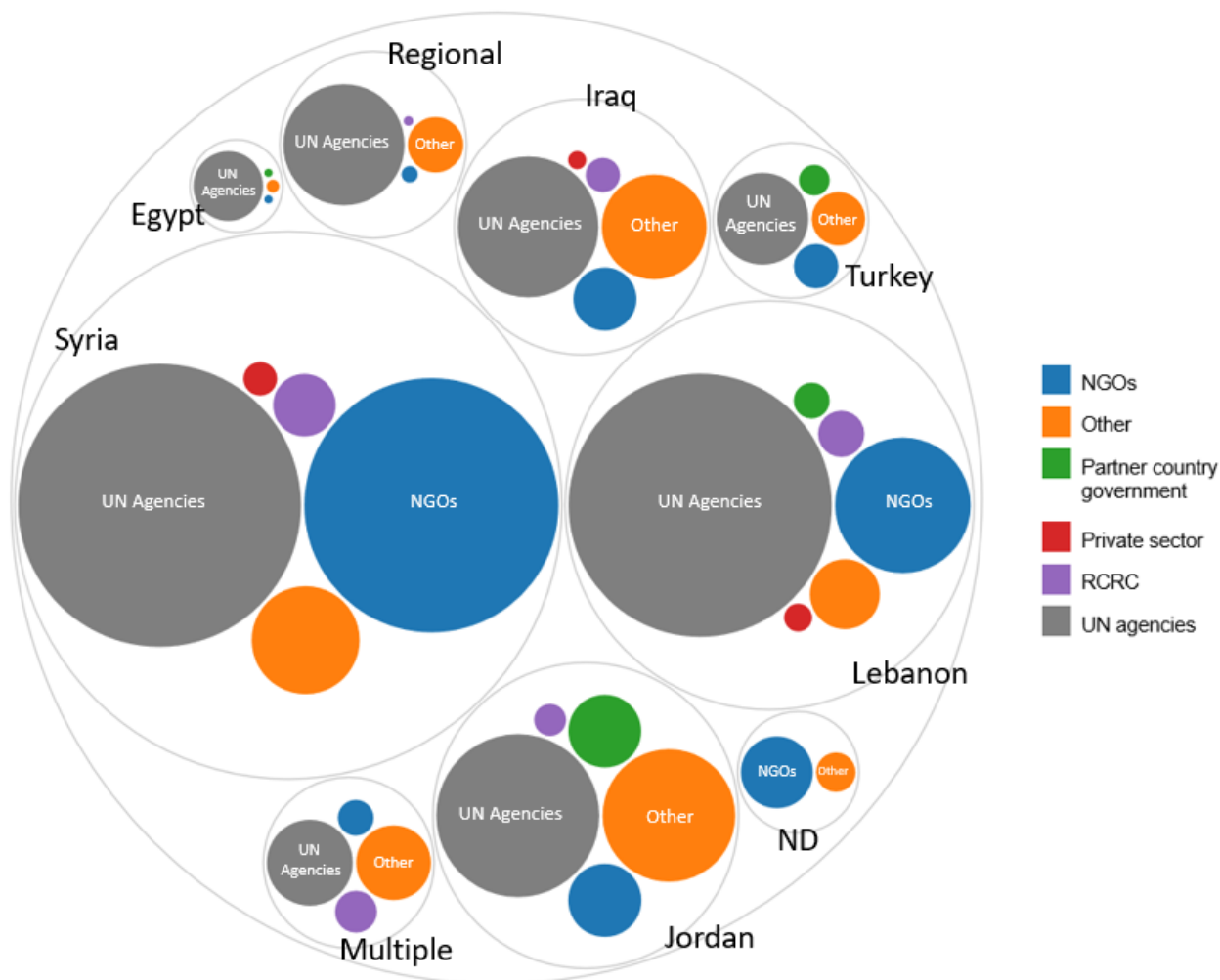
Figure 19: 2021 Grant contributions by delivery channel<sup>16</sup>



<sup>16</sup> Contributions recorded under the delivery channel category 'other' are mostly contributions from Germany (60%) for Jordan and Iraq, but also include UK contributions through the World Bank Trust Fund and the stabilisation programme, and Canadian contributions through multi-country programmes but delivery channel not selected.



Figure 20: 2021 Grant contributions, by delivery channel, by country



## 8. UN Coordinated Response Plans

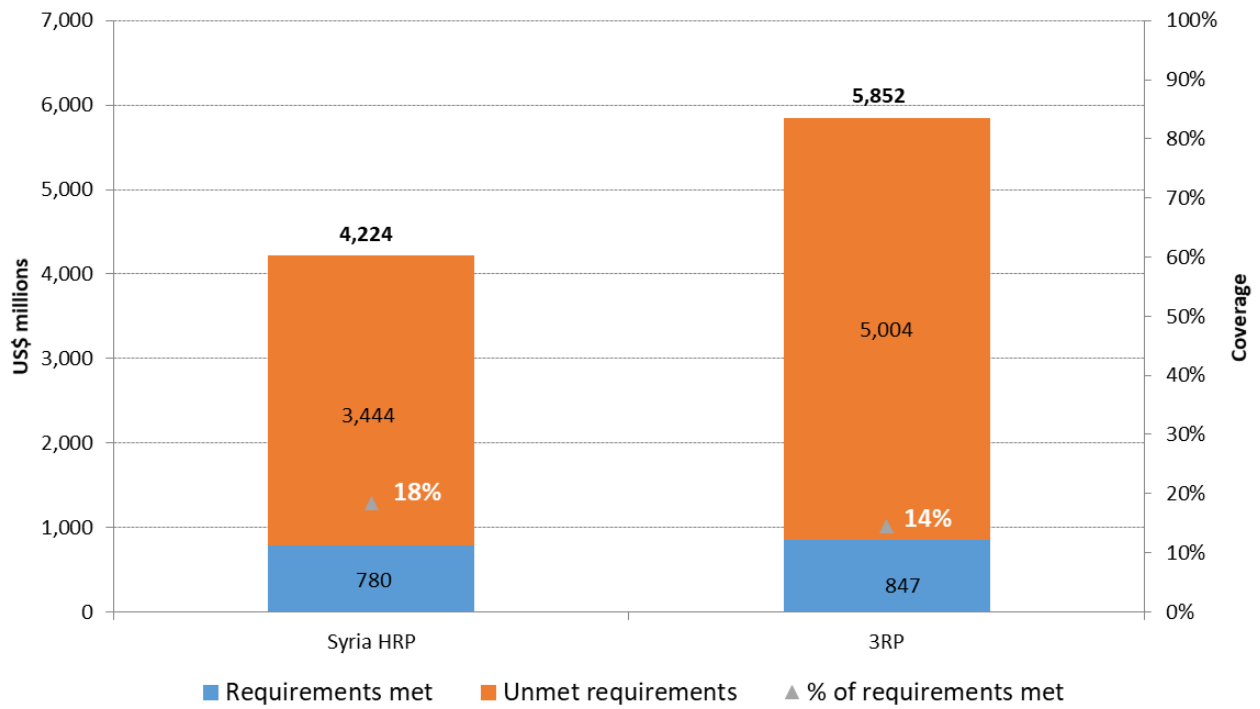
The UN Syria Humanitarian Response Plan (HRP) responds to humanitarian needs within Syria, while the UN Regional Refugee and Resilience Plan (3RP) covers protection and humanitarian needs as well as resilience in the countries hosting refugees (Egypt, Iraq, Jordan, Lebanon, and Turkey). The UN multi-donor coordinated response plans represent the largest combined and coordinated pillar of the humanitarian aid response architecture. These plans bring together national governments, UN, and non-governmental agencies to assess needs, develop strategic plans, deliver programmes, and mobilise international donor support for addressing the priority humanitarian and protection needs of Syrians in Syria and Syrian

refugees and host communities in neighbouring countries.

The combined funding requirements to deliver all components of these two UN coordinated plans is US\$10.1 billion for 2021, made up of US\$5.9 billion for the 3RP and US\$4.2 billion for the Syria HRP. These plans have so far only been funded partly with a total confirmed funding of US\$1.6 billion<sup>17</sup>. The total grant contributions reported by donors as being channelled through the UN agencies under this financial tracking exercise was US\$3.7 billion. This discrepancy is most likely because the data in this report is more up to date than the latest publicly available data from the UN.

<sup>17</sup> Data sourced from UNHCR, UNDP, and the UN Financial Tracking System website: <https://fts.unocha.org/appeals/943/summary>

Figure 21: Requirements and contributions for Syria-related UN-coordinated response plans, 2021



# Annexes

## Annex A: Glossary

Term	Definition
Commitment	<p>A firm plan expressed in writing and backed by the necessary funds, carried out by an official donor to provide specified assistance to a recipient country government, organisation or implementing agency. In the context of the tracking reports, commitments refer to those funds which have been committed but not yet contracted or disbursed.</p> <p>In the case of loans, the amount committed by financial institutions should be understood as the amount of loans formally approved by their institutions.</p>
Contract	<p>A binding agreement signed between a donor and a recipient implementing institution, organisation, or agency to implement an action. Funds can then be disbursed on this basis. In the context of the tracking reports, contracted funding refers to those funds which have been contracted but not yet disbursed.</p> <p>In the case of loans, the amount contracted by financial institutions refers to the amount of loans formally signed with the borrower.</p>
Contribution	<p>For the purpose of the tracking reports, 'contributions' is used as a general term to refer to the sum of all funds reported as committed, contracted and disbursed.</p>
Disbursement	<p>Outgoing funds that are transferred to a recipient institution, organisation, or agency, following a commitment and/or a contract. In the context of the tracking report, disbursements refer to funds disbursed from the donor to the first-level recipient, not to the funds which are ultimately spent at the project level. Disbursements may depend on the progress of the respective projects and that achieved by respective implementing partners.</p> <p>In the case of loans, the disbursed amount by financial institutions refers to the amount transferred to the borrower.</p>
Grant	<p>Funding for which no repayment is required.</p>
Lending institutions	<p>All institutions that pledged and/or contributed loans as part of the Syria response. This includes multilateral development banks and government institutions.</p>
Loans	<p>Funding for which the recipient incurs a legal debt.</p>
Loans – concessional status	<p>The concessional status of a loan reflects the benefit to the borrower compared with a loan at market rate.</p> <p>Concessional loans' benefits can include a lower interest rate, a longer period in which the loan must be repaid and a delay to when the repayment must begin.</p>
Multi-country	<p>Pledges and funding labelled as 'multi-country' in the reports refer to instances where funding is directed (or will be directed) to two or more (but not all) specified countries in the Syria region. This differs from pledges and funding labelled as going to the 'region', which is specified as funding for the regional response by donors and may go to all countries in the region; as well as 'not defined', which refers to pledges and funding where no country or regional detail has been provided.</p>
Multi-sector	<p>In the context of sectoral disaggregation of grants and for the purposes of the tracking reports, multi-sector refers primarily to projects and activities with no one dominant sector and often applies to assistance for refugees provided and/or coordinated by the UN High Commissioner for Refugees (UNHCR). This definition is in line with the Inter-Agency Standing Committee's sectoral definitions.</p>
Multilateral development banks	<p>Multilateral development banks are supranational institutions established by a group of countries with the common task of fostering economic and social progress in developing countries by financing projects (in the form of loans or grants), supporting investment, generating capital, and providing technical expertise.</p>
Pledge	<p>In the case of grants, this refers to a non-binding announcement of an intended contribution or allocation by donors.</p> <p>In the case of loans, this represents a non-binding announcement of a lending target. Achieving set lending targets depends on the ability and willingness of the borrowing party to take out a loan.</p>

Term	Definition
Recipient country	The reports include analysis of pledges and funding by recipient country. This includes direct funding to the governments of recipient countries, as well as funding channelled through organisations working in the country, such as the UN, NGOs, the International Committee of the Red Cross (ICRC) and the International Federation of Red Cross and Red Crescent Societies (IFRC) and the private sector.
Region	In the context of the Brussels conference, 'region' refers to Egypt, Iraq, Jordan, Lebanon, and Turkey.
Unearmarked	In the context of the tracking reports, unearmarked refers to funding that is deliberately not directed to any particular sector by the donor. This differs from 'sector not specified' where details of sector-specific allocation are not available from the reports provided by the donors.

## Annex B: Methodology

The pledges made by the international community at the fifth Brussels conference in support of Syria and the region are detailed in the Financial Annex to the Co-Chairs' Statement<sup>18</sup>.

The overall purpose of the ongoing financial tracking of the support to Syria and the region, is to contribute towards the strengthening of the adherence to the Organisation for Economic Cooperation and Development (OECD) principles of aid effectiveness, specifically: national ownership; alignment; harmonisation; managing for results and mutual accountability<sup>19</sup>. The specific objectives of this financial tracking that contribute to the achievement of the overall purpose, is the transparent monitoring of the following components of financial support to Syria and the region:

1. Realisation of non-binding donor grant and loan pledges into firm funding (grant or loan) contributions<sup>20</sup> (committed, contracted, and disbursed).
2. Realisation of grant and loan contributions by country, sector, and delivery channel.
3. Concessional status of loans at each stage from pledge and each progressive stage in the progress of loan contributions (committed, contracted, and disbursed).
4. Realisation of grant and loan funding contributions (committed, contracted, and disbursed) from regional and country-specific multi-donor mechanisms.

The definitions of contributions have been applied rigorously throughout the data collection process and in the report. A non-binding pledge only becomes a contribution once it is committed, which is defined as: "a firm plan expressed in writing and backed by the necessary funds, carried out by an official donor to provide specified assistance to a recipient country government, organisation or implementing agency". The definition of a contribution also includes committed funds that have subsequently been contracted and then disbursed. This financial tracking report has applied the existing definitions of these terms comprehensively and consistently. The strict application of these definitions is critical to the achievement of all four of the objectives of this financial tracking, and a crystal-clear distinction between non-binding pledges and actual funds being realised is essential to meet the overall purpose of mutual accountability.

The definition of terms (Annex A: Glossary), approach and methodology followed for this round

of financial tracking has replicated the stated approach and methodology from the previous rounds of financial tracking, which encompass the following steps in the process:

1. The intended pledges of the donors and multi-lateral development banks were collected prior to the Brussels V conference, with the submission of Pledge Forms and online submissions.
2. During the Brussels V conference (30 March 2021) donors and banks publicly confirmed their pledges, which were recorded in real time, rapidly verified, and then the total pledge was released at the end of the conference in the Financial Annex to the Co-chairs Declaration.
3. Following the Financial Tracking Report No. 10, lessons learning meetings were held with several donors and banks to improve the data collection process and pilot test the new automated financial tracking forms. The forms were then finalised based on this learning before being distributed to all donors and banks.
4. On 28 May 2021, a detailed financial tracking form was sent for completion by all forty donors and two banks that made a pledge at the Brussels V conference, with clear instructions on how to complete the forms. The form included locked information and fully automated validation mechanism highlighting inconsistencies in the data for consideration, and confirmation by the relevant donor during completion. Donors were also required to provide detailed comments on any residual inconsistencies in the data. The donors and banks were requested to return completed forms with all the required data by 18 June 2021, to complete the financial tracking exercise in time to publish the report ahead of the UN General Assembly meetings to be held in September 2021.
5. As soon as data was received it went through a robust validation process before being entered on to the financial tracking database. The contribution data was validated on the basis that firm commitments require written confirmations and requisite resources available, committed to specific countries (or multi-country or regional), sectors, and delivery channels. Any inconsistencies in total contributions between tables was automatically highlighted and when required further clarifications were requested

<sup>18</sup>

[https://eeas.europa.eu/sites/default/files/pledging\\_statement\\_financial\\_annex\\_b5c\\_0.pdf](https://eeas.europa.eu/sites/default/files/pledging_statement_financial_annex_b5c_0.pdf)

<sup>19</sup> This financial tracking is being conducted in parallel to monitoring of policy commitments in Jordan and Lebanon.

<sup>20</sup> See Annex A – Glossary for detailed definition of all terms used.

from each donor if the comments did not fully explain the issues highlighted.

6. Once the data was validated, it was entered on to the database<sup>21</sup>, and then analysed and graphed, and finally included in the report.

The robust data collection and validation process has enabled any gaps or deficiencies in data to be identified and assessed in detail to determine how to resolve the deficiency. All remaining gaps or anomalies in data are noted in the respective section of the report, with the full details of the anomaly being noted in footnotes throughout the report. This full disclosure on the strength of the data presented allows any independent reader to interrogate the analysis and draw conclusions with a full knowledge of the strength of the data presented.

The collection of a universal set of data from all donors and banks has enabled the analysis to rely solely on the universal primary data collected, with external secondary data sources from the UN only being used to compare and triangulate the data collected on the UN delivery channel.

The US\$ and Euro amounts for pledges are taken directly from the Financial Annex to the Co-chairs statement from the conference. The UN Operational Exchange Rates<sup>1</sup> were not updated at the end of March 2021 when the conference occurred and so the rates from two weeks previously on 15 March 2021 were used in the pledge statement and for all financial data analysed in this report

For contributions in the years 2016, 2017, 2018 and 2019, the average UN Operational Exchange Rate for the respective year is used. For contributions in 2021 and beyond the UN Operational Rate for the day of the conference (30 June 2020) is also used, to ensure comparability of pledge and contribution data.

The UN appeal information has been sourced from the UN Office Coordination of Humanitarian Affairs (OCHA) Financial Tracking System (FTS). Funding figures for the Syria 3RP in FTS might differ from the UNHCR funding snapshots due to time lags in data collection.

The sectoral analysis of grants in the report uses sector classifications that are specific to this

tracking project and are consistent with previous reports to enable longitudinal analysis. The classification of sectors is informed by the OECD DAC sectors and purpose codes, and the Inter-Agency Standing Committee<sup>22</sup> standard sectors. The sectors used for this analysis of grants include the following:

- education
- health
- water and sanitation
- governance and civil society
- social and cultural infrastructure
- economic recovery and infrastructure (including agriculture, mine action and livelihoods)
- food
- coordination and support services
- protection/human rights/rule of law
- shelter and non-food items
- multi-sector
- unearmarked
- not yet specified
- other

Funding that does not fall under any of these sector categories are combined into 'other', with additional detail provided by each institution in their data submission reports.

<sup>21</sup> The information management system designed and used for this financial tracking exercise was as follows: Macros and other extract, transform and load (ELT) functions were used to automatically extract input cells from each of the data reports regardless of whether they contained reported data.

- 225 cells potentially containing numerical data from each Grant form 2021 (Tables 1, 3 & 4)
- 225 cells potentially containing numerical data from each Grant form 2021 onwards (Tables 1, 3 & 4)
- 423 cells potentially containing numerical data from each Loans form 2021 onwards (Tables 1-4)

Not all donors completed all data sheets and so the Grants Database for 2021 and 2022 and beyond contained 16,875 rows of which 1,346 rows contained reported data. The final Loans Database contained 2,961 rows, of which 37 contained data. Data tables were joined using the vertical concatenation function in JMP v14.2 and were then analysed with the tabulate function and graph builder.

<sup>22</sup> The Inter-Agency Standing Committee is the primary mechanism for inter-agency coordination of humanitarian assistance involving key UN and non-UN humanitarian partners.